THIS DRAWING IS UNPUBLISHED. RELEASED FOR PUBLICATION –,– .
© COPYRIGHT – BY TYCO ELECTRONICS CORPORATION. ALL INTERNATIONAL RIGHTS RESERVED.

LOC	DIST
—	—

REVISIONS

P	LTR	DESCRIPTION	DATE	DWN	APVD
	F	REVISED PER ECO–09–019330	31AUG09	HMR	CR

MTERIALS:
HOUSING: THERMOPLASTIC, UL94V–0, BLACK.
TERMINAL: BRIGHT TIN PLATED COPPER ALLOY.
SCREWS: 8–32, ZINC PLATED STEEL.

ELECTRICAL:
CURRENT RATING: 30A.
VOLTAGE RATING: 600V.
WIRE RANGE: 10–18 AWG (UL)
10–22 AWG (CSA)

MECHCANICAL:
RECOMMENDED TORQUE: 20 IN–LB.
OPERATING TEMP.: –40°C TO +120°C.

1 MARKED WITH WHITE INK.

2 OBSOLETE PART NUMBER.

3 SCREWS TO BE BOTTOMED



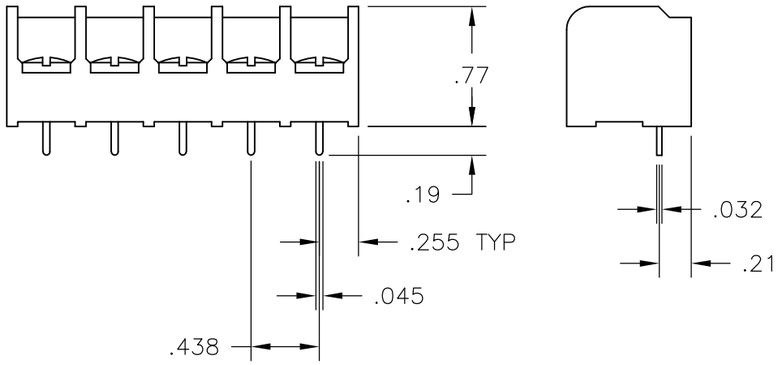

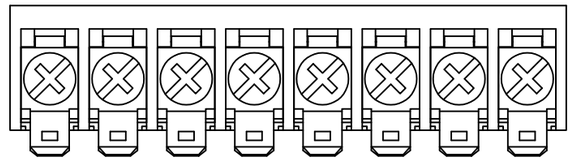

1–1437658–9

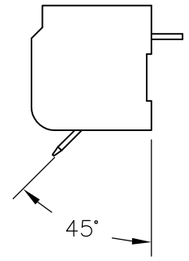

2	–	9.260	21	8PCV–21–007	8–1546159–4
	–	8.823	20	8PCV–20–007	7–1437658–7
	–	8.385	19	8PCV–19–007	1546565–8
	–	7.948	18	8PCV–18–007	1546565–7
	–	7.510	17	8PCV–17–007	1546565–6
	–	7.073	16	8PCV–16–007	1546565–5
	–	6.635	15	8PCV–15–007	1546565–4
	–	6.198	14	8PCV–14–007	7–1546159–9
	–	5.760	13	8PCV–13–007	5–1437658–6
	SEE FIGURE	5.323	12	8PCV–12–001–010	1–1546098–2
	–	5.323	12	8PCV–12–007	4–1437658–7
	–	4.885	11	8PCV–11–007	4–1437658–1
	–	4.448	10	8PCV–10–007	7–1546159–2
	–	4.010	9	8PCV–09–007	1546565–3
2	SEE FIGURE	3.573	8	8PCV–08–001–010	1–1437658–9
	–	3.573	8	8PCV–08–007	2–1437658–3
	–	3.135	7	8PCV–07–007	1546565–2
	–	2.698	6	8PCV–06–007	1437658–1
	SEE FIGURE	2.260	5	8PCV–05–501	9–1437657–3
	–	2.260	5	8PCV–05–007	9–1437657–0
	–	1.823	4	8PCV–04–007	1546565–1
	–	1.385	4	8PCV–04–003	1546119–3
	–	1.385	3	8PCV–03–007	7–1437657–0
	–	.948	2	8PCV–02–007	5–1546159–6
	COMMENTS	DIM L REF	NO OF POS	CATALOG NUMBER	TE PART NO

RECOMMENDED PCB LAYOUT

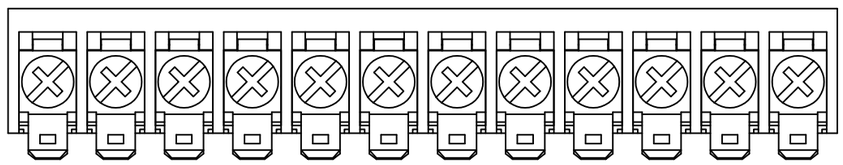

1–1437660–5

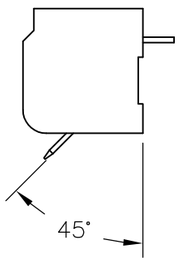

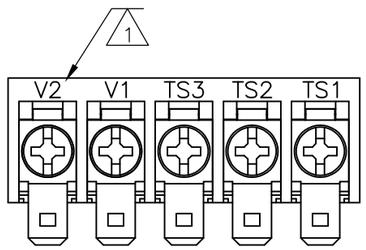

9–1437657–3

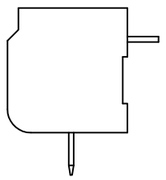

THIS DRAWING IS A CONTROLLED DOCUMENT.

DIMENSIONS: INCHES

TOLERANCES UNLESS OTHERWISE SPECIFIED:
0 PLC ± –
1 PLC ± –
2 PLC ± –
3 PLC ± –
4 PLC ± –
ANGLES ± –

MATERIAL –

FINISH –

DWN	S SCHLEGEL	2/25/03
CHK	S YODER	10/8/04
APVD	S YODER	10/8/04
PRODUCT SPEC	—	
APPLICATION SPEC	—	
WEIGHT	—	

Tyco Electronics
Tyco Electronics Corporation
Harrisburg, PA 17105–3608

NAME
8PCV–XX–007 ASSEMBLY

SIZE	CAGE CODE	DRAWING NO	RESTRICTED TO
A3	00779	C–7–1437657–0	—

CUSTOMER DRAWING

SCALE	SHEET	REV
1:1	1 OF 1	F