THIS DRAWING IS UNPUBLISHED. RELEASED FOR PUBLICATION
© COPYRIGHT BY TYCO ELECTRONICS CORPORATION. ALL RIGHTS RESERVED.

LOC	DIST
HB	

REVISIONS

P	LTR	DESCRIPTION	ECN	DATE	DWN	APVD
	A1	ADD TYPE		11-NOV-03	H.S	A.N
	B	CHANGE TE LOGO	ECO-08-020463	8-SEP-08	CY.Z	BH.Y

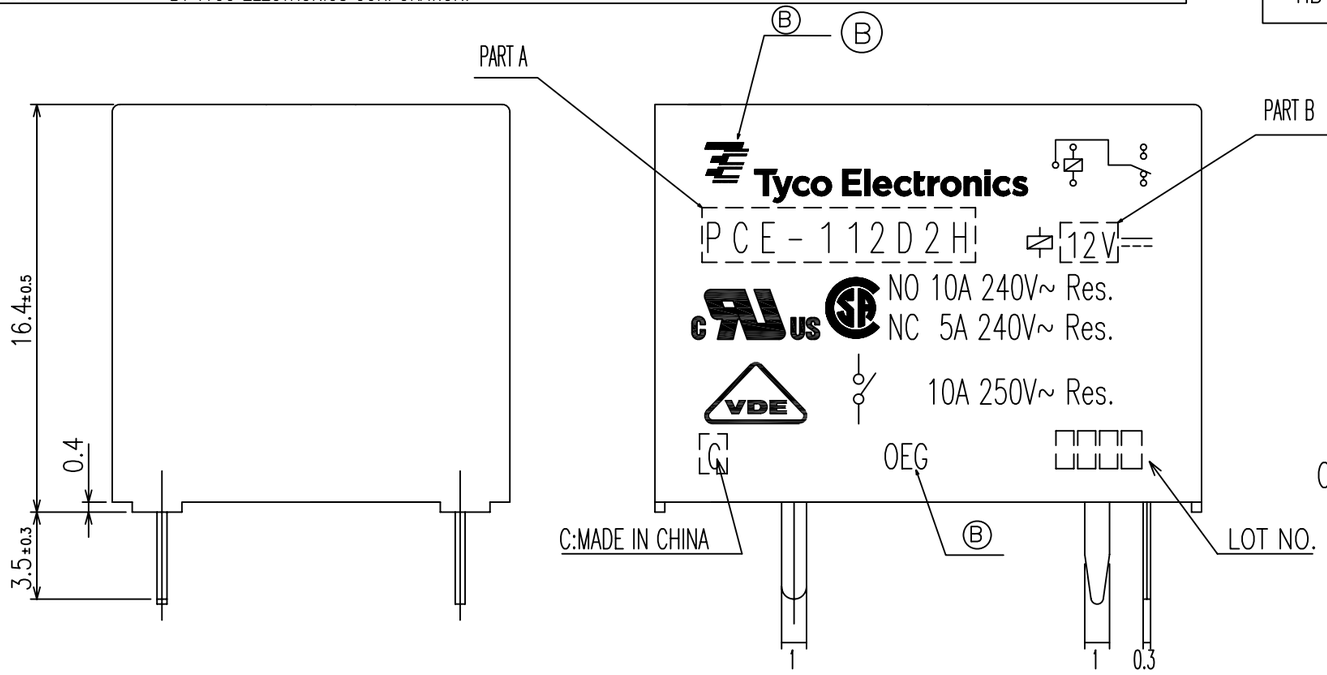

CIRCUIT DIAGRAM (BOTTOM VIEW)

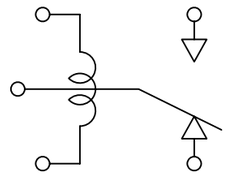

DRILLING DIAGRAM (BOTTOM VIEW)

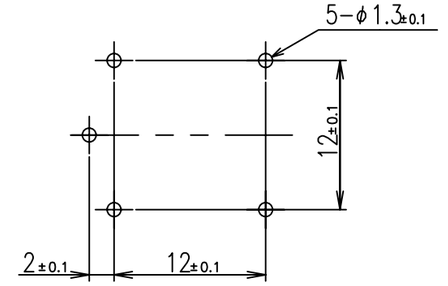

NOTES:
1. TERMINAL DIMENSION IS BEFORE SOIDER DIP.
Ⓑ 2. LOT NO SYSTEM AS FOLLOWING:

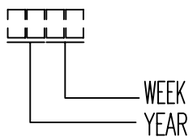

GENERAL TOLERANCE

Diagram dimension	Tolerance
0.99mm max.	±0.1mm
1 – 2.99mm	±0.2mm
3mm min.	±0.3mm

THIS DRAWING IS A CONTROLLED DOCUMENT FOR TYCO ELECTRONICS CORPORATION IT IS SUBJECT TO CHANGE AND THE CONTROLLING ENGINEERING ORGANIZATION SHOULD BE CONTACTED FOR THE LATEST REVISION.

DIMENSIONS: mm

TOLERANCES UNLESS OTHERWISE SPECIFIED:
0 PLC ±
1 PLC ±
2 PLC ±
3 PLC ±
4 PLC ±
ANGLES ±

MATERIAL —

FINISH —

DWN	H.SASAKI
CHK	N.FUNAYAMA
APVD	A.NAGAI
PRODUCT SPEC	—
APPLICATION SPEC	—
WEIGHT	—

Tyco Electronics Corporation
ShenZhen, China

NAME
PCE-1**D2H,000 CUSTOMER DRAWING

SIZE	CAGE CODE	DRAWING NO	RESTRICTED TO
A3	00779	C- 1419146-9	—

CUSTOMER DRAWING | SCALE 4:1 | SHEET 1 OF 2 | REV B

THIS DRAWING IS UNPUBLISHED. RELEASED FOR PUBLICATION
© COPYRIGHT BY TYCO ELECTRONICS CORPORATION. ALL RIGHTS RESERVED.

LOC	DIST
HB	

REVISIONS

P	LTR	DESCRIPTION	ECN	DATE	DWN	APVD

	TE PART NO	PART B	PART A	ITEM
A1	1721092-1	5V	PCE-105D2	h
	2-1419146-0	48V	PCE-148D2H	g
	2-1419125-3	24V	PCE-124D2H	f
	1-1440008-6	24V	PCE-124D2	e
	1-1419146-3	12V	PCE-112D2H	d
	1-1419146-1	9V	PCE-109D2H	c
	8-1419124-7	6V	PCE-106D2H	b
	1419146-9	5V	PCE-105D2H	a

RELAY TYPE

INCOMBUSTIBILITY	TREATMENT	MATERIAL	DESCRIPTION	ITEM
		UV RESIN	UV SEAL(FOR H TYPE)	15
CLASS F		POLYURETHANE COPPER WIRE	MAGNETIC WIRE	14
		EPOXY RESIN	SEAL	13
		Cu ALLOY	COIL TERMINAL	12
		Ag ALLOY	STATIONARY CONTACT	11
		Ag ALLOY	MOVABLE CONTACT	10
		Cu ALLOY	NO TERMINAL	9
		Cu ALLOY	NC TERMINAL	8
		Cu ALLOY	MOVABLE SPRING	7
UL94 V-0		PBT	CASE	6
UL94 V-0		PET	BOBBIN	5
UL94 V-0		PET	BASE	4
	Ni PLATED	STEEL	CORE	3
	Ni PLATED	STEEL	ARMATURE	2
	Ni PLATED	STEEL	YOKE	1

THIS DRAWING IS A CONTROLLED DOCUMENT FOR TYCO ELECTRONICS CORPORATION IT IS SUBJECT TO CHANGE AND THE CONTROLLING ENGINEERING ORGANIZATION SHOULD BE CONTACTED FOR THE LATEST REVISION.

DIMENSIONS: mm

TOLERANCES UNLESS OTHERWISE SPECIFIED:

0 PLC	±
1 PLC	±
2 PLC	±
3 PLC	±
4 PLC	±
ANGLES	±

MATERIAL

FINISH

DWN

CHK

APVD

PRODUCT SPEC

APPLICATION SPEC

WEIGHT

CUSTOMER DRAWING

Tyco Electronics

Tyco Electronics Corporation
ShenZhen, China

NAME

PCE-1**D2H,000 CUSTOMER DRAWING

SIZE	CAGE CODE	DRAWING NO	RESTRICTED TO
A3	00779	C- 1419146-9	-

SCALE	SHEET	REV
4 : 1	2 OF 2	B