CHENMKO ENTERPRISE CO.,LTD

SURFACE MOUNT

SWITCHING DIODE

VOLTAGE 90 Volts CURRENT 0.1 Ampere

1SS355PT

Lead free devices

APPLICATION

* Ultra high speed switching

FEATURE

* Small surface mounting type. (SC-76/SOD-323)
* High speed. (T_{RR}=1.2nSec Typ.)
* Suitable for high packing density.
* Peak forward current is 225mA.
* High reliability with high surge current handling capability.
* Lead free devices

CONSTRUCTION

* Silicon epitaxial planar

MARKING

* 5D

CIRCUIT





SC-76/SOD-323

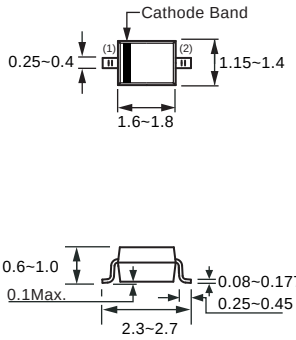

Dimensions in millimeters

SC-76/SOD-323

MAXIMUM RATINGES (At T_A = 25°C unless otherwise noted)

RATINGS	SYMBOL	1SS355PT	UNITS
Maximum Recurrent Peak Reverse Voltage	V_{RRM}	90	Volts
Maximum RMS Voltage	V_{RMS}	63	Volts
Maximum DC Blocking Voltage	V_{DC}	80	Volts
Maximum Average Forward Rectified Current	I_O	0.1	Amps
Peak Forward Surge Current at 1Sec.	I_{FSM}	0.5	Amps
Typical Junction Capacitance between Terminal (Note 1)	C_J	3.0	pF
Maximum Reverse Recovery Time (Note 2)	T_{RR}	4.0	nSec
Maximum Operating Temperature Range	T_J	+125	°C
Storage Temperature Range	T_{STG}	-55 to +125	°C

ELECTRICAL CHARACTERISTICS (At T_A = 25°C unless otherwise noted)

CHARACTERISTICS	SYMBOL	1SS355PT	UNITS
Maximum Instantaneous Forward Voltage at I_F= 100mA	V_F	1.20	Volts
Maximum Average Reverse Current at V_R= 80V	I_R	0.1	uAmps

NOTES : 1. Measured at 1.0 MHz and applied reverse voltage of 6.0 volts.
2. Measured at applied froward current of 10mA and reverse voltage of 6.0 volts.
3. ESD sensitive product handling required.

RATING CHARACTERISTIC CURVES (1SS355PT)

FIG. 1 - FORWARD CHARACTERISTICS

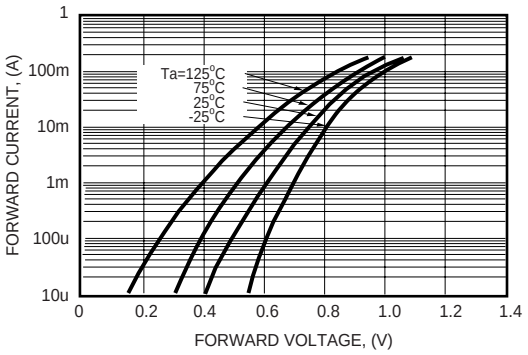

FIG. 2 - REVERSE CHARACTERISTICS

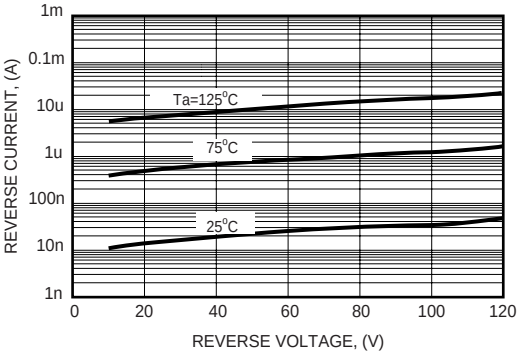

FIG. 3 - TYPICAL JUNCTION CAPACITANCE

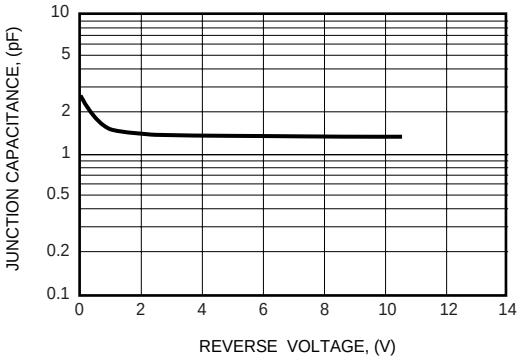

FIG. 4 - REVERSE RECOVERY TIME CHARATERISTICS

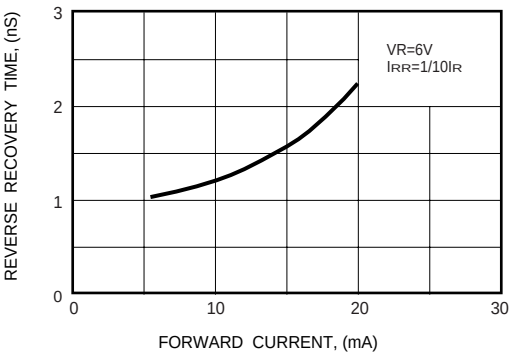

FIG. 5 - MAXIMUM NON-REPETITIVE FORWARD SURGE CURRENT

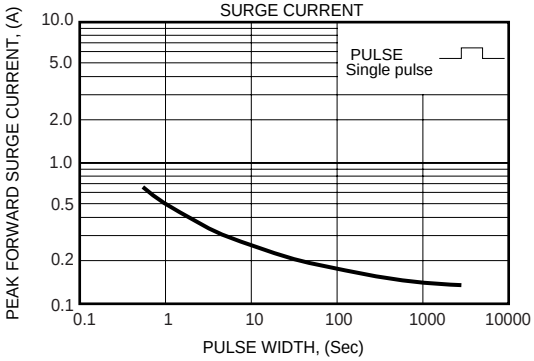

FIG. 6 - REVERSE RECOVERY TIME MEASUREMENT CIRCUIT

