Base strip - MCV 1,5/18-G-3,81 - 1844906

Please be informed that the data shown in this PDF Document is generated from our Online Catalog. Please find the complete data in the user's documentation. Our General Terms of Use for Downloads are valid (http://download.phoenixcontact.com)

Header, Nominal current: 8 A, Rated voltage (III/2): 160 V, Number of positions: 18, Pitch: 3.81 mm, Color: green, Contact surface: Tin, Assembly: Soldering



The figure shows a 10-position version of the product

Key commercial data

Packing unit	1
Minimum order quantity	50
Catalog page	Page 109 (CC-2005)
GTIN	4 017918 102487
Custom tariff number	85366990
Country of origin	GERMANY

Technical data

Dimensions / positions

Length	7.25 mm
Pitch	3.81 mm
Dimension a	64.77 mm
Number of positions	18
Pin dimensions	0,8 x 0,8 mm
Hole diameter	1.2 mm

Technical data

Range of articles	MCV 1,5/..-G
Insulating material group	IIIa
Rated surge voltage (III/3)	2.5 kV
Rated surge voltage (III/2)	2.5 kV
Rated surge voltage (II/2)	2.5 kV
Rated voltage (III/2)	160 V
Rated voltage (II/2)	250 V
Connection in acc. with standard	EN-VDE

Base strip - MCV 1,5/18-G-3,81 - 1844906

Technical data

Technical data

Nominal current IN	8 A
Nominal voltage UN	160 V
Maximum load current	8 A
Insulating material	PBT
Inflammability class according to UL 94	V0
Color	green
Nominal voltage, UL/CUL Use Group B	300 V
Nominal current, UL/CUL Use Group B	8 A
Nominal voltage, UL/CUL Use Group D	300 V
Nominal current, UL/CUL Use Group D	8 A

Classifications

eclass

eCl@ss 4.0	272607xx
eCl@ss 4.1	27260701
eCl@ss 5.0	27260701
eCl@ss 5.1	27260701
eCl@ss 6.0	27260704
eCl@ss 7.0	27440402

etim

ETIM 3.0	EC001121
ETIM 4.0	EC002637
ETIM 5.0	EC002637

unspsc

UNSPSC 6.01	30211810
UNSPSC 7.0901	39121409
UNSPSC 11	39121409
UNSPSC 12.01	39121409
UNSPSC 13.2	39121409

Approvals

Approvals

Approvals

CSA / UL Recognized / VDE report with production monitoring / cUL Recognized / GOST / IECEE CB Scheme / GOST / cULus Recognized

Ex Approvals

Base strip - MCV 1,5/18-G-3,81 - 1844906

Approvals

Approvals submitted

Approval details

CSA

	B	D
Nominal current IN	8 A	8 A
Nominal voltage UN	300 V	300 V

UL Recognized

	B	D
Nominal current IN	8 A	8 A
Nominal voltage UN	300 V	300 V

VDE report with production monitoring

Nominal current IN	8 A
Nominal voltage UN	160 V

cUL Recognized

	B	D
Nominal current IN	8 A	8 A
Nominal voltage UN	300 V	300 V

GOST

IECEE CB Scheme

Nominal current IN	8 A
Nominal voltage UN	160 V

Base strip - MCV 1,5/18-G-3,81 - 1844906

Approvals

GOST

cULus Recognized

Accessories

Accessories

Marking

Marker cards - SK 3,81/2,8:FORTL.ZAHLEN - 0804109



Marker cards, Card, white, labeled, Horizontal: Consecutive numbers 1 - 10, 11 - 20, etc. up to 91 - (99)100, Mounting type: Adhesive, For terminal block width: 3.81 mm

Plug/Adapter

Coding profile - CP-MSTB - 1734634



Keying profile, is inserted into the slot on the plug or inverted header, red insulating material

Additional products

Printed-circuit board connector - MC 1,5/18-ST-3,81 - 1840337



Plug component, Nominal current: 8 A, Rated voltage (III/2): 160 V, Number of positions: 18, Pitch: 3.81 mm, Connection method: Screw connection, Color: green, Contact surface: Tin

Printed-circuit board connector - FRONT-MC 1,5/18-ST-3,81 - 1850822



Plug component, Nominal current: 8 A, Rated voltage (III/2): 160 V, Number of positions: 18, Pitch: 3.81 mm, Connection method: Screw connection, Color: green, Contact surface: Tin

Base strip - MCV 1,5/18-G-3,81 - 1844906

Accessories

Printed-circuit board connector - MCC 1/18-STZ-3,81 - 1852338



Plug component, Nominal current: 8 A, Rated voltage (III/2): 160 V, Number of positions: 18, Pitch: 3.81 mm, Connection method: Crimp connection, Color: green, Corresponding female crimp contacts with current [A] and conductor cross section range [mm²] data: 5A/MCC-MT 0,2-0,35 (1859988); 8A/MCC-MT 0,5-1,0 (1859991)

Printed-circuit board connector - FK-MCP 1,5/18-ST-3,81 - 1851203



Plug component, Nominal current: 8 A, Rated voltage (III/2): 160 V, Number of positions: 18, Pitch: 3.81 mm, Connection method: Spring-cage conn., Color: green, Contact surface: Tin

Drawings

Drilling diagram

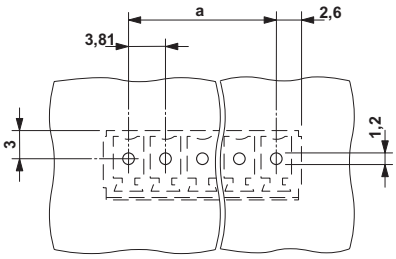

Dimensioned drawing

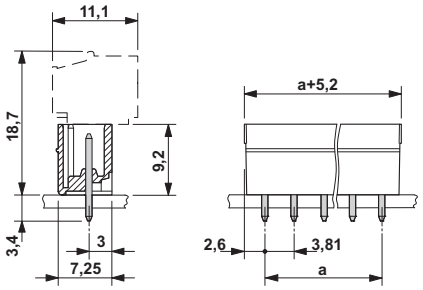

© Phoenix Contact 2012 - all rights reserved
http://www.phoenixcontact.com