Rack-mounted Power Transducers 17-RACK

PT TRANSMITTER

Functions & Features

• Converting an alternating voltage from a potential (voltage) transformer into a standard process signal
• Minimum ripple

Typical Applications

• Centralized monitoring and control of power line and power supply voltage measured at switch boards
• Monitoring abnormal voltage drops for detecting overload

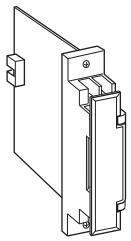

MODEL: 17PE–[1]6-R

ORDERING INFORMATION

• Code number: 17PE-[1]6-R
Specify a code from below for [1].
(e.g. 17PE-56-R)

[1] INPUT

Voltage

1: 0 – 110 V AC
2: 0 – 220 V AC
5: 0 – 150 V AC
6: 0 - 300 V AC

OUTPUT

Voltage

6: 1 – 5 V DC (Load resistance 2000 Ω min.)

AUXILIARY POWER SUPPLY

DC Power

R: 24 V DC
(Operational voltage range 24 V ±10 %, ripple 10 %p-p max.)

GENERAL SPECIFICATIONS

Construction: Rack-mounted; terminal access via screw terminals on the front and connector on the rear; terminal cover provided
Connection
  Input: M3.5 screw terminals (torque 0.8 N·m)
  Output: Connector
  Auxiliary power: Supplied from connector
Screw terminal: Nickel-plated steel
Isolation: Input to output to auxiliary power
Input waveform: Up to 15 % of 3rd harmonic content
Overrange output: 0 to 120 %
Zero adjustment: -5 to +5 % (front)
Span adjustment: 95 to 105 % (front)

INPUT SPECIFICATIONS

Frequency: 50 or 60 Hz
Input burden: 0.5 VA
Overload capacity: 200 % of rating for 10 sec., 120 % continuous
Operational range: 0 – 120 % of rating

OUTPUT SPECIFICATIONS

• **Operation Diagram (example)**

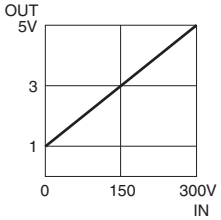

INSTALLATION

Auxiliary power supply
Current consumption: Approx. 35 mA
Operating temperature: -5 to +55°C (23 to 131°F)
Operating humidity: 40 to 85 % RH (non-condensing)
Mounting: Standard Rack 17BXE
Weight: 150 g (0.33 lb)

PERFORMANCE in percentage of span

Accuracy: ±0.4 % (at 23°C ±10°C or 73.4°F ±18°F, 45 – 65 Hz)
Response time: ≤ 1 sec. (0 – 100 % ±1 %)
Ripple: 1 %p-p max.
Line voltage effect: ±0.1 % over voltage range
Insulation resistance: ≥ 100 MΩ with 500 V DC
Dielectric strength: 500 V AC @ 1 minute (output to auxiliary power)

1500 V AC @ 1 minute (input to output or auxiliary power to ground)

CONNECTION DIAGRAM

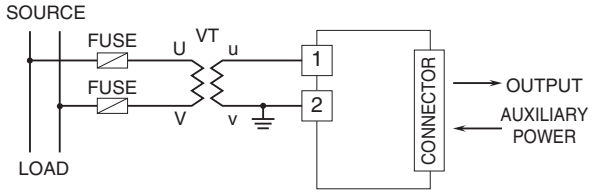

DIMENSIONS unit: mm (inch)

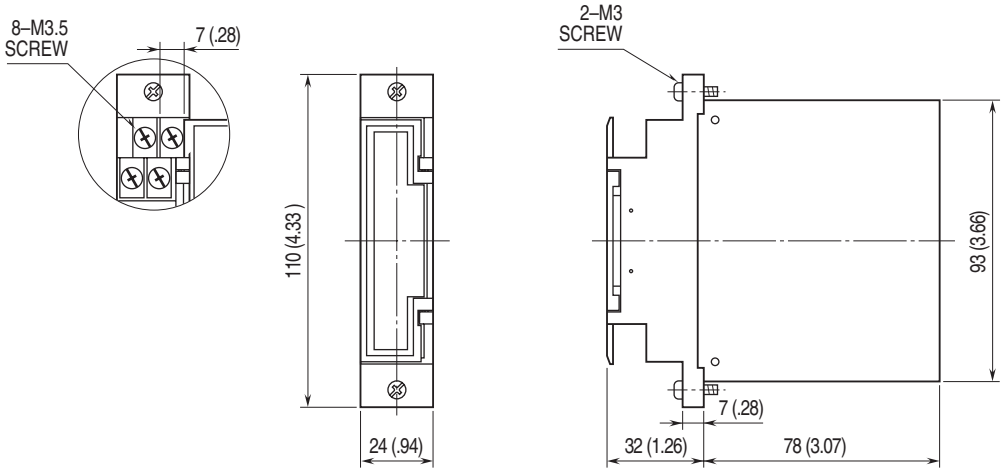

TERMINAL ASSIGNMENTS

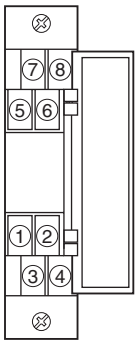

⚠ Specifications are subject to change without notice.