# Printed-circuit board connector - DFK-PC 5/10-STF-SH-7,62 - 1716807

Please be informed that the data shown in this PDF Document is generated from our Online Catalog. Please find the complete data in the user's documentation. Our General Terms of Use for Downloads are valid (http://download.phoenixcontact.com)

Plug component, Nominal current: 41 A, Rated voltage (III/2): 1000 V, Number of positions: 10, Pitch: 7.62 mm, Connection method: Screw connection, Color: green, Contact surface: Tin



## Product Features

- Feed-through headers for use in combination with PC 5 plugs
- Panel thickness of 1 mm to 3 mm
- Screw connection for direct wiring on the inside of the device
- Mounted on the housing panel by means of tool-free snap-lock mechanism or conventional screw connection

## Key commercial data

| | |
|---|---|
| Packing unit | 1 pc |
| Minimum order quantity | 10 pc |
| Weight per Piece (excluding packing) | 22.22 GRM |
| Custom tariff number | 85366990 |
| Country of origin | Poland |

## Technical data

### Dimensions

| | |
|---|---|
| Pitch | 7.62 mm |
| Dimension a | 68.58 mm |

### General

| | |
|---|---|
| Range of articles | DFK-PC 5/..-STF-SH |
| Insulating material group | I |
| Rated surge voltage (III/3) | 8 kV |
| Rated surge voltage (III/2) | 8 kV |
| Rated surge voltage (II/2) | 6 kV |
| Rated voltage (III/3) | 1000 V |

# Printed-circuit board connector - DFK-PC 5/10-STF-SH-7,62 - 1716807

## Technical data

### General

| | |
|---|---|
| Rated voltage (III/2) | 1000 V |
| Rated voltage (II/2) | 1000 V |
| Connection in acc. with standard | EN-VDE |
| Nominal current $I_N$ | 41 A |
| Nominal cross section | 6 mm² |
| Maximum load current | 41 A |
| Insulating material | PA |
| Inflammability class according to UL 94 | V0 |
| Stripping length | 10 mm |
| Number of positions | 10 |
| Screw thread | M3 |
| Tightening torque, min | 0.7 Nm |
| Tightening torque max | 0.8 Nm |

### Connection data

| | |
|---|---|
| Conductor cross section solid min. | 0.2 mm² |
| Conductor cross section solid max. | 10 mm² |
| Conductor cross section stranded min. | 0.2 mm² |
| Conductor cross section stranded max. | 6 mm² |
| Conductor cross section stranded, with ferrule without plastic sleeve min. | 0.25 mm² |
| Conductor cross section stranded, with ferrule without plastic sleeve max. | 6 mm² |
| Conductor cross section stranded, with ferrule with plastic sleeve min. | 0.25 mm² |
| Conductor cross section stranded, with ferrule with plastic sleeve max. | 4 mm² |
| Conductor cross section AWG/kcmil min. | 24 |
| Conductor cross section AWG/kcmil max | 10 |
| 2 conductors with same cross section, solid min. | 0.2 mm² |
| 2 conductors with same cross section, solid max. | 2.5 mm² |
| 2 conductors with same cross section, stranded min. | 0.2 mm² |
| 2 conductors with same cross section, stranded max. | 4 mm² |
| 2 conductors with same cross section, stranded, ferrules without plastic sleeve, min. | 0.25 mm² |
| 2 conductors with same cross section, stranded, ferrules without plastic sleeve, max. | 1.5 mm² |
| 2 conductors with same cross section, stranded, TWIN ferrules with plastic sleeve, min. | 0.25 mm² |
| 2 conductors with same cross section, stranded, TWIN ferrules with plastic sleeve, max. | 2.5 mm² |
| Minimum AWG according to UL/CUL | 24 |

# Printed-circuit board connector - DFK-PC 5/10-STF-SH-7,62 - 1716807

## Technical data

### Connection data

| | |
|---|---|
| Maximum AWG according to UL/CUL | 8 |

## Classifications

### eCl@ss

| | |
|---|---|
| eCl@ss 4.0 | 272607xx |
| eCl@ss 4.1 | 27260701 |
| eCl@ss 5.0 | 27260701 |
| eCl@ss 5.1 | 27141190 |
| eCl@ss 6.0 | 27260704 |
| eCl@ss 7.0 | 27440402 |
| eCl@ss 8.0 | 27440402 |

### ETIM

| | |
|---|---|
| ETIM 3.0 | EC001121 |
| ETIM 4.0 | EC002638 |
| ETIM 5.0 | EC002638 |

### UNSPSC

| | |
|---|---|
| UNSPSC 6.01 | 30211810 |
| UNSPSC 7.0901 | 39121409 |
| UNSPSC 11 | 39121409 |
| UNSPSC 12.01 | 39121409 |
| UNSPSC 13.2 | 39121409 |

## Drawings

Drilling diagram

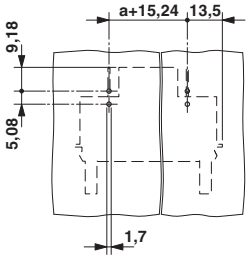


Diagram

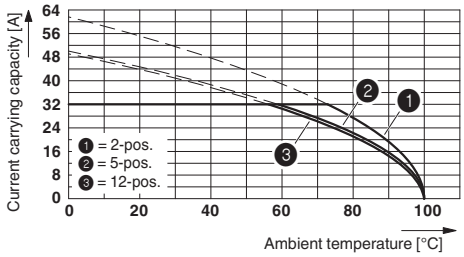


Derating curve for: DFK-PC 5/...-ST-7,62 with PC 5/...-ST-7,62
Conductor cross section = 6 mm²

# Printed-circuit board connector - DFK-PC 5/10-STF-SH-7,62 - 1716807

Diagram

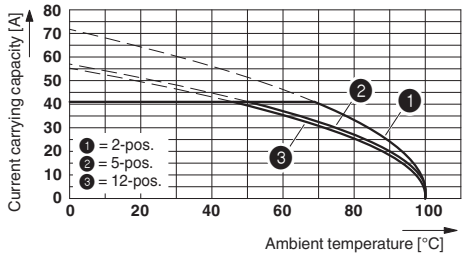


Derating curve for: DFK-PC 5/...-ST-7,62 with PC 5/...-ST-7,62
Conductor cross section = 10 mm²

Dimensioned drawing

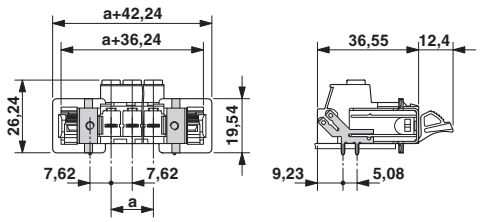


Dimensioned drawing

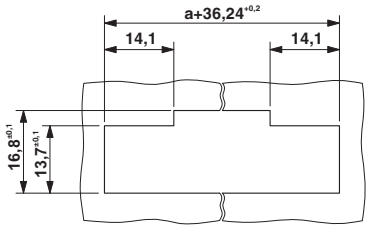


Sheet metal cutout for snap-on.

Dimensioned drawing

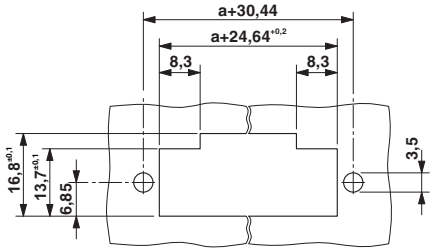


Sheet metal cutout for screw connection.

© Phoenix Contact 2013 - all rights reserved
http://www.phoenixcontact.com