THIS DRAWING IS UNPUBLISHED. RELEASED FOR PUBLICATION -
© COPYRIGHT 20 BY TE CONNECTIVITY ALL RIGHTS RESERVED.

LOC	DIST
IR	-

REVISIONS

P	LTR	DESCRIPTION	DATE	DWN	APVD
	B2	DURABILITY CYCLE UPDATED AFTER TESTING	26AUG2011	PS	RRP
	-	-	-	-	-
	-	-	-	-	-
	-	-	-	-	-

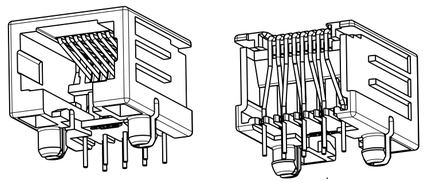

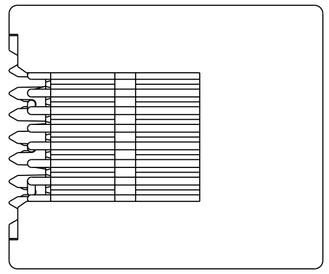

NOTE:

1. TOLERANCE UNLESS OTHERWISE SPECIFIED: ±0,15.
2. DURABILITY IS 200 CYCLES MAX ACCORDING TO TEST REPORT 502-19807 THIS WILL TAKE PRECEDENCE OVER THE PRODUCT SPECIFICATION.

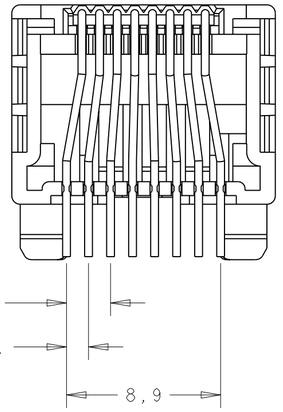

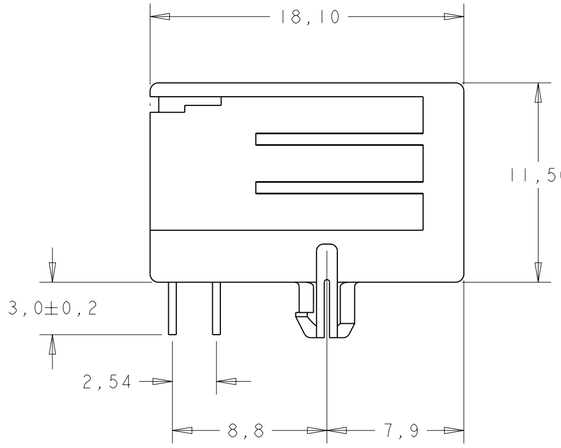

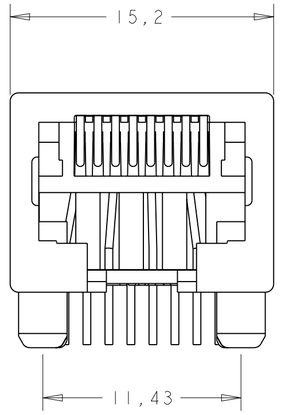

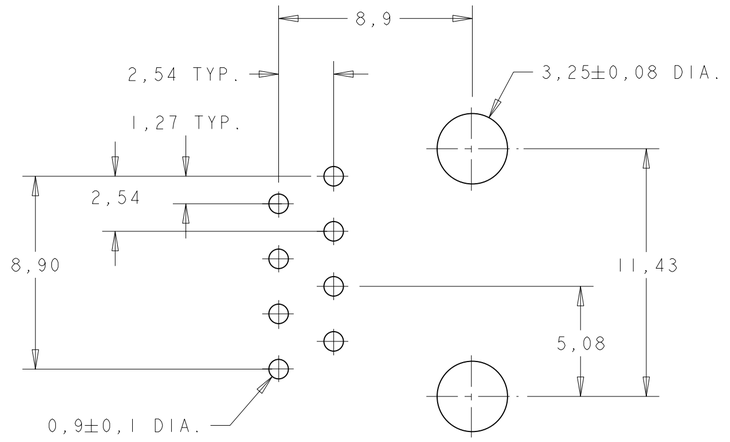

PRINTED CIRCUIT BOARD LAYOUT

[VIEW SHOWN IS CIRCUIT (NONCOMPONENT) SIDE OF BOARD.]
PRINTED CIRCUIT BOARD THICKNESS: 1,6 mm NOMINAL.
TOLERANCE UNLESS OTHERWISE SPECIFIED: ±0,05

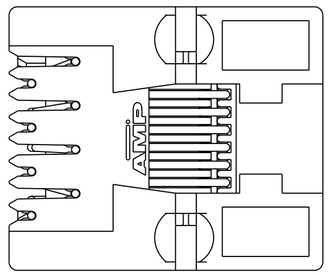

PACKAGING	FINISH	MATERIAL	HOUSING	CONTACT INSERT	CONTACTS	PART NUMBER
200 PIECES IN A TRAY	8 POS./8 CONTACTS	IN CONTACT AREA: 0,15µm MIN. SEL. GOLD OVER 1,2µm MIN. NICKEL. SOLDER TINES: 2,5µm MIN. TIN OVER 1,2µm MIN. NICKEL.	HSG COLOR: GREY PBT. UL 94V-0	PBT. UL 94V-0	PH BRONZE	1705951-4
1000 PIECES IN A BOX			HSG COLOR: GREY PBT. UL 94V-0	PBT. UL 94V-0	PH BRONZE	1705951-3
1000 PIECES IN A BOX			HSG COLOR: BLACK PBT. UL 94V-0	PBT. UL 94V-0	PH BRONZE	1705951-2
200 PIECES IN A TRAY			HSG COLOR: BLACK PBT. UL 94V-0	PBT. UL 94V-0	PH BRONZE	1-1705951-1
TAPE MOUNTED 700 PCS./REEL			HSG COLOR: BLACK PBT. UL 94V-0	PBT. UL 94V-0	PH BRONZE	1705951-1

THIS DRAWING IS A CONTROLLED DOCUMENT.

DIMENSIONS: mm

TOLERANCES UNLESS OTHERWISE SPECIFIED:
0 PLC ±-
1 PLC ±-
2 PLC ±-
3 PLC ±-
4 PLC ±-
ANGLES ±-

MATERIAL -
FINISH -

DWN J.V.D.HEIJDEN -
CHK P.WILLEMS -
APVD J.BROEKSTEEG -
PRODUCT SPEC 108-19064
APPLICATION SPEC 114-19019
WEIGHT -

TE Connectivity

NAME MODULAR JACK SIDE ENTRY, 8 POS FOR PRINTED CIRCUIT BOARD
-

SIZE	CAGE CODE	DRAWING NO	RESTRICTED TO
A2	00779	C-1705951	-

CUSTOMER DRAWING | SCALE 5:1 | SHEET 1 OF 1 | REV B2

1471-9 (3/11)

Pro/ENGINEER DRAWING