Contact insert - HC-K 4/8-EBUS - 1679320

Please be informed that the data shown in this PDF Document is generated from our Online Catalog. Please find the complete data in the user's documentation. Our General Terms of Use for Downloads are valid (http://phoenixcontact.com/download)



HEAVYCON female insert, K4/8 series, for 4 power and 8 control contacts, screw connection without wire protection

RoHS

Key Commercial Data

Packing unit	1 pc
GTIN	4 017918 163563
GTIN	4017918163563

Technical data

General

Note	For housing HC-B24
Connection method	Screw connection (power contacts)
	Screw connection (control contacts)
Tightening torque	2 Nm (Power contact, 2.5 mm²)
	3 Nm (Power contact, 4 ... 16 mm²)
	1.2 Nm (Power contact, 1.5 mm²)
	0.5 Nm (control contacts)
Screwdriver blade	0.8 x 4.5 mm (power contacts)
	0.5 x 3.5 mm (control contacts)
Degree of pollution	3
Overvoltage category	III
Number of positions	4+8+2PE
No. of power contacts	4
No. of control contacts	8
Insertion/withdrawal cycles	≥ 500
Size	B24
Contact numbering	1 - 4

Contact insert - HC-K 4/8-EBUS - 1679320

Technical data

General

Conductor cross section	1.5 mm² ... 16 mm² (power contacts)
	0.5 mm² ... 2.5 mm² (control contacts)
Connection cross section AWG	16 ... 6 (power contacts)
	20 ... 14 (control contacts)
Stripping length of the individual wire	14 mm (Power contact)
	7 mm (control contact)
Assembly instructions	To ensure correct use, installation in housing with IP54 protection or better is required
Connection	Use wire end protection (screw connections do not have wire protection)

Ambient conditions

Ambient temperature (operation)	-40 °C ... 125 °C

Material data

Contact material	Copper alloy
Contact surface material	Ag (alternatively Au)
Material of contact surface, power contact	Ag
Material of contact surface, control contact	Ag
Contact carrier material	PA
Standards/regulations	PC: Fire protection in rail vehicles - requirement sets R22, R23, and R24 acc. to DIN EN 45545-2 (Risk level HL1 - HL3)

Electrical characteristics

Rated voltage (III/3)	400 V (power contacts)
	400 V (control contacts)
Rated surge voltage	6 kV (power contacts)
	6 kV (control contacts)
Rated current	80 A (power contacts)
	16 A (control contacts)

Standards and Regulations

Connection in acc. with standard	CSA
Flammability rating according to UL 94	V0

Environmental Product Compliance

REACh SVHC	Lead 7439-92-1
China RoHS	Environmentally Friendly Use Period = 50
	For details about hazardous substances go to tab “Downloads”, Category “Manufacturer's declaration”

Drawings

Contact insert - HC-K 4/8-EBUS - 1679320

Schematic diagram

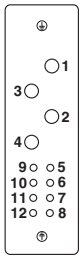

Connector pin assignment, connection side

Diagram

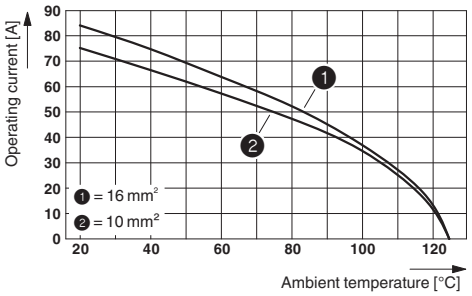

Derating diagram

Dimensional drawing

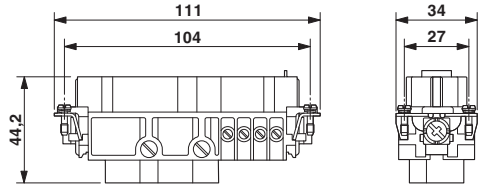

Female insert

Dimensional drawing

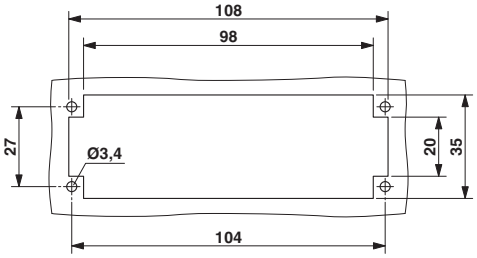

Mounting cutout when used without housing

Approvals

Approvals

Approvals

UL Recognized / EAC

Ex Approvals

Approval details

UL Recognized		http://database.ul.com/cgi-bin/XYV/template/LISEXT/1FRAME/index.htm	E118976

Nominal voltage UN	600 V
Nominal current IN	16 A
mm²/AWG/kcmil	14

Contact insert - HC-K 4/8-EBUS - 1679320

Approvals

EAC	EAC	RU C-DE.AI30.B.01102

Phoenix Contact 2018 © - all rights reserved
http://www.phoenixcontact.com

PHOENIX CONTACT GmbH & Co. KG
Flachsmarktstr. 8
32825 Blomberg
Germany
Tel. +49 5235 300
Fax +49 5235 3 41200
http://www.phoenixcontact.com