Device connector, rear mounting - CA-16P1N12HZ00 - 1619785

Please be informed that the data shown in this PDF Document is generated from our Online Catalog. Please find the complete data in the user's documentation. Our General Terms of Use for Downloads are valid (http://phoenixcontact.com/download)



The figure shows the 12-pos. product version

Device connector, rear mounting, CA, straight, shielded: yes, for standard and SPEEDCON interlock, M23, No. of pos.: 16, Direction of rotation: Standard, type of contact: Pin, Solder connection, Axial seal, Central fixing, coding:N

Your advantages

- Safe use in the field, thanks to high degree of protection
- Connector for flexible on-site assembly
- Consistent EMC protection for reliable transmission of signals
- Solder connection: proven connection technology for various litz wires
- Application-specific wall mounting optionally with thread or anti-rotation protection and lock nut

RoHS

Key Commercial Data

Packing unit	1 pc
GTIN	4 046356 821322
GTIN	4046356821322

Technical data

Temperature range

Ambient temperature	-40 °C ... 125 °C

Data of the insulating body

Coding	N
Insulator material	PBT
Contact material	CuZn
Contact surface material	Ni/Au
Insertion/withdrawal cycles mechanical	100
Contact connection method	Solder connection
Type of contacts	Pin

Device connector, rear mounting - CA-16P1N12HZ00 - 1619785

Technical data

Data of the insulating body

Application	Signal
Number of positions	16
Direction of rotation	Standard
Rated voltage	48 V AC
	74 V DC
Rated surge voltage	1.5 kV
Overvoltage category	III
Degree of pollution	3
Contact diameter of signal contacts	1 mm
Litz wire cross section of signal contacts max.	1 mm²
Nominal current per signal contact	8 A

Housing data

Housing material	Turned parts: copper zinc alloy (CuZn), die-cast parts: zinc (GD-Zn)
Type of locking	for standard and SPEEDCON interlock
Degree of protection (when plugged in)	IP67
Thread type	M23

Environmental Product Compliance

REACh SVHC	Lead 7439-92-1
China RoHS	Environmentally Friendly Use Period = 50 years
	For details about hazardous substances go to tab “Downloads”, Category “Manufacturer's declaration”

Drawings

Schematic diagram

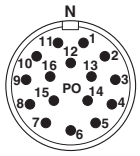

Dimensional drawing

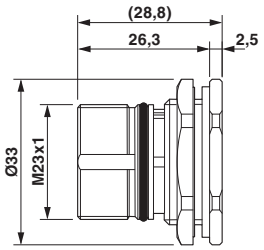

Device connector, rear mounting - CA-16P1N12HZ00 - 1619785

Dimensional drawing

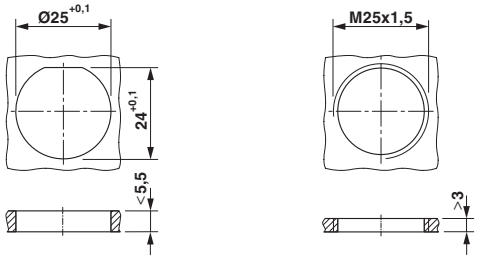

Installation dimensions

Classifications

eCl@ss

eCl@ss 10.0.1	27440102
eCl@ss 11.0	27440102
eCl@ss 4.0	27140800
eCl@ss 4.1	27140800
eCl@ss 5.0	27143400
eCl@ss 5.1	27143400
eCl@ss 6.0	27279200
eCl@ss 7.0	27440103
eCl@ss 9.0	27440102

ETIM

ETIM 3.0	EC001121
ETIM 4.0	EC002635
ETIM 6.0	EC002061
ETIM 7.0	EC002635

UNSPSC

UNSPSC 6.01	43172015
UNSPSC 7.0901	43201404
UNSPSC 11	43172015
UNSPSC 12.01	43201404
UNSPSC 13.2	39121413
UNSPSC 18.0	39121413
UNSPSC 19.0	39121413
UNSPSC 20.0	39121413
UNSPSC 21.0	39121413

Approvals

Approvals

Device connector, rear mounting - CA-16P1N12HZ00 - 1619785

Approvals

Approvals

UL Recognized / cUL Recognized / EAC / cULus Recognized

Ex Approvals

Approval details

UL Recognized	http://database.ul.com/cgi-bin/XYV/template/LISEXT/1FRAME/index.htm	E335019-20141210

Nominal voltage UN	48 V
Nominal current IN	8 A
mm²/AWG/kcmil	18

cUL Recognized	http://database.ul.com/cgi-bin/XYV/template/LISEXT/1FRAME/index.htm	E335019-20141210

Nominal voltage UN	48 V
Nominal current IN	5 A
mm²/AWG/kcmil	18

EAC	B.01687

cULus Recognized

Accessories

Accessories

Mounting material

Color-coding - CA-Z0110 - 1620700



Color-coding, color: green

Device connector, rear mounting - CA-16P1N12HZ00 - 1619785

Accessories

Color-coding - CA-Z0111 - 1620701



Color-coding, color: orange

Color-coding - CA-Z0112 - 1620702



Color-coding, color: black

Contact removal tool - CA-Z0001 - 1620699



Unlocking tool for contact carriers for snapping in the M23 signal device connectors

Protective cover

Protective cap - SF-Z0019 - 1607449



Plastic protection cap, with eye, IP40 for connectors with M23 external thread, RF, SF series

Protective cap - RC-Z2059 - 1604225



Plastic protection cap for connectors with M23 external thread

Device connector, rear mounting - CA-16P1N12HZ00 - 1619785

Accessories

Plastic anti-static dust protection cap - RC-Z2469 - 1611797



Plastic protection cap, antistatic, for RF, SF, CA, RC series connectors, with M23 external thread

Metal protective cap - RC-Z2104 - 1604260



Metal protection cap for signal connectors with M23 external thread

Metal protective cap - RC-Z2068 - 1604236



Metal protection cap with steel wire for signal connectors with M23 external thread

Phoenix Contact 2021 © - all rights reserved
http://www.phoenixcontact.com

PHOENIX CONTACT GmbH & Co. KG
Flachsmarktstr. 8
32825 Blomberg
Germany
Tel. +49 5235 300
Fax +49 5235 3 41200
http://www.phoenixcontact.com