Contact insert - HC-B24-I-PT-F - 1407735

Please be informed that the data shown in this PDF Document is generated from our Online Catalog. Please find the complete data in the user's documentation. Our General Terms of Use for Downloads are valid (http://phoenixcontact.com/download)



Contact insert, number of positions: 24+PE, size: B24, number of connections per position: 1, Socket, Push-in connection, 500 V, 16 A, 0.14 mm² ... 2.5 mm², application: Power

Your advantages

- For fast coding with plastic profile
- Conductor connection without tools
- Significant time savings during conductor connection
- Test connection for 2 mm test plug

RoHS

Key Commercial Data

Packing unit	1 pc
GTIN	4 046356 777704
GTIN	4046356777704

Technical data

General

Note	For solid conductors or stranded conductors with ferrules
	Connectors may be operated only when there is no load/voltage.
Connection method	Push-in connection
Number of connections per position	1
Degree of pollution	3
Overvoltage category	III
Number of positions	24+PE
Insertion/withdrawal cycles	≥ 500
Size	B24
Contact numbering	1 - 24
Conductor cross section	0.14 mm² ... 2.5 mm²
Connection cross section AWG	26 ... 14

Contact insert - HC-B24-I-PT-F - 1407735

Technical data

General

Stripping length	8 mm ... 10 mm
Assembly instructions	To ensure correct use, installation in housing with IP54 protection or better is required
Connection	Connectors may only be operated when there is no load/the power is switched off. Can be used for solid wires and stranded wires with ferrule.

Ambient conditions

Ambient temperature (operation)	-40 °C ... 125 °C (including heating up of contacts)

Material data

Contact material	Copper alloy
Contact surface material	Ag/Sn (tarnish protection)
Contact carrier material	PC
Standards/regulations	PC: Fire protection in rail vehicles - requirement sets R22 and R23 acc. to DIN EN 45545-2 (Risk level HL1 - HL2)
	PC: Fire protection in rail vehicles - requirement set R24 acc. to DIN EN 45545-2 (Risk level HL1 - HL3)

Electrical characteristics

Rated voltage (III/3)	500 V
Rated surge voltage	6 kV
Rated current	16 A (power contacts)

Standards and Regulations

Flammability rating according to UL 94	V0

Environmental Product Compliance

China RoHS	Environmentally friendly use period: unlimited = EFUP-e
	No hazardous substances above threshold values

Drawings

Schematic diagram

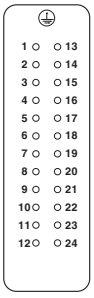

Connector pin assignment, connection side

Diagram

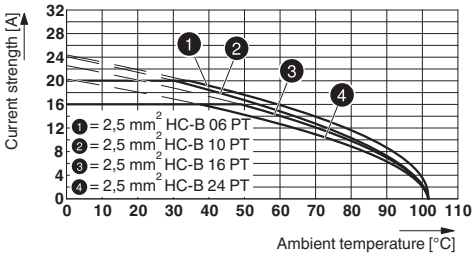

Derating diagram

Contact insert - HC-B24-I-PT-F - 1407735

Dimensional drawing

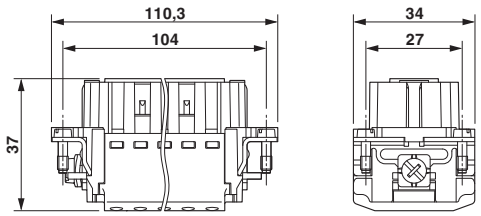

Dimensional drawing

Dimensional drawing

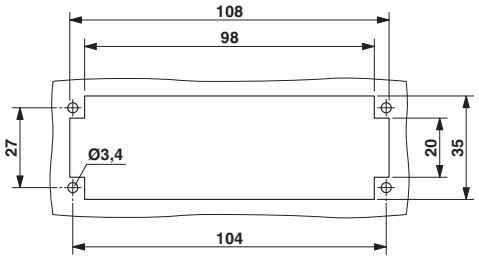

Mounting cutout when used without housing

Approvals

Approvals

Approvals

CSA / GL / UL Recognized / EAC

Ex Approvals

Approval details

CSA		http://www.csagroup.org/services-industries/product-listing/	13631

Nominal voltage UN	600 V
Nominal current IN	10 A
mm²/AWG/kcmil	14

GL		http://exchange.dnv.com/tari/	6196614 HH

UL Recognized		http://database.ul.com/cgi-bin/XYV/template/LISEXT/1FRAME/index.htm	FILE E 118976

Nominal voltage UN	600 V
Nominal current IN	13 A
mm²/AWG/kcmil	14

Contact insert - HC-B24-I-PT-F - 1407735

Approvals

EAC	EAC	RU C-DE.AI30.B.01102

Phoenix Contact 2018 © - all rights reserved
http://www.phoenixcontact.com

PHOENIX CONTACT GmbH & Co. KG
Flachsmarktstr. 8
32825 Blomberg
Germany
Tel. +49 5235 300
Fax +49 5235 3 41200
http://www.phoenixcontact.com