◆Outline

- RoHS compliance
- MSL level1
- Operating temperature range : -40℃～+125℃ (Including coil's self temperature rise)
- Packing : Tape & Reel, 200pcs par reel.

◆Applications

- Transformer for LT8301 reference. Isolated Power Supplies for Telecom, Industrial, Medical, Auxiliary/ Housekeeping Devices.

◆ Sumida Type name : CEP1110

◆ Dimensions (mm)

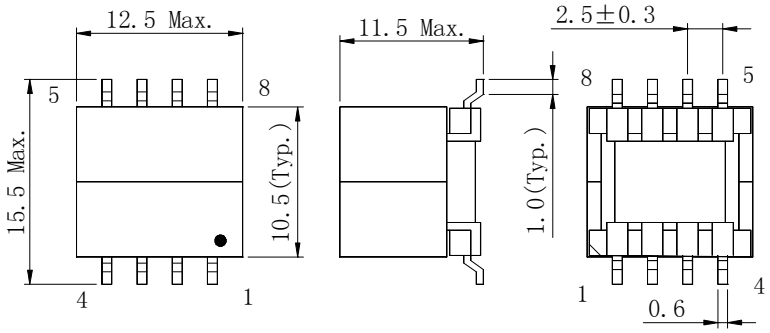

Stamp

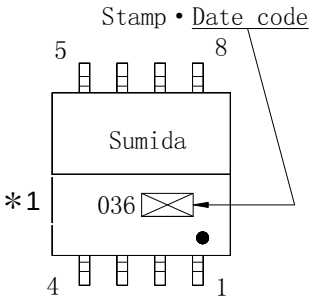

◆ Recommend PCB layout (mm)

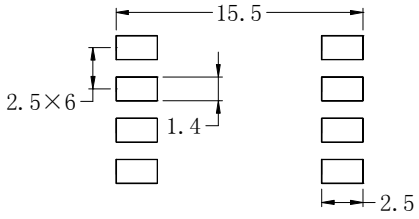

Coil Connection (Bottom View)

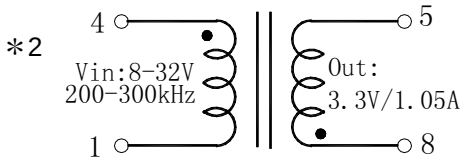

＊ Dots indicate the polarity.

◆ Electrical characteristic

Part Number	Stamp (＊1)	Operating frequenscy	Vin (V) (＊2)	Vout (V) (＊2)	Vout (A) (＊2)	Hi pot (1,4) : (5,6)	Turns ratio (1-4) : (5-8)
12387-T036	036	200 - 300 KHz	8 - 32	3.3	1.05	1500Vrms 2Sec 50/60Hz, 1mA	4 : 1 ± 3%
12387-T037	037			5.0	0.72		3 : 1 ± 3%
12387-T038	038			24.0	0.14		1 : 2 ± 3%
12387-T039	039			48.0	0.07		1 : 4 ± 3%
12387-T040	040		18 - 42	3.3	1.05		2 : 1 ± 3%
12387-T041	041			5.0	0.55		1 : 1 ± 3%

Part Number	Inductance (1-4) 100KHz,0.1Vrms	LL(1-4),Tie(5+6) 100KHz,0.1Vrms	DCR (1-4)	DCR (5-8)	Suturation Current (1-4)
12387-T036	40 μH ± 10%	2.0 μH Max.	160mΩ Max.	25mΩ Max.	2.2A at 20℃
12387-T037			210mΩ Max.	30mΩ Max.	
12387-T038			220mΩ Max.	0.46Ω Max.	
12387-T039			220mΩ Max.	2.2Ω Max.	
12387-T040		1.5 μH Max	210mΩ Max.	50mΩ Max.	
12387-T041			220mΩ Max.	0.2Ω Max.	

* Saturation current: DC current which becomes inductance value drop down to 10% from nominal value

Note: This datasheet might be slightly modified without notice in order to improve the quality and reliability of the product. Please contact an appropriate our sales in your regions for checking final spec before you place an order Rev. .0.0(2014.03)