Hammond Mfg. Co. Ltd., Electronics Division

www.hammondmfg.com

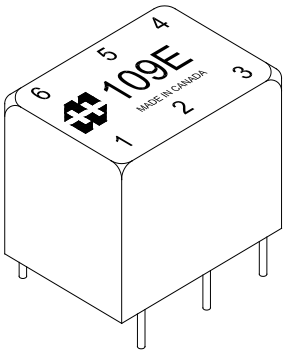

109E

MINIATURE EPOXY POTTED AUDIO TRANSFORMER

- Audio input, line matching and output transformers
- Epoxy potted in an attractive molded case, Pin type, P.C. board mount, (min. 0.187" length)
- Rugged epoxy potted construction produces a completely
- sealed unit withstanding severe environmental conditions.
- In some models where no center tap is present (on the secondary), pin 5 is omitted.
- Secondary may be used as primary and primary as secondary.
- Will withstand soldering for 10 sec. @ 260 degrees C. ambient temp. 85 degrees C max.

Power level: 2.0W @ 300 Hz. to 50 Khz.
-Freq. range @ +0 dbm is 300 Hz. to 50 Khz. +/- 1.5db
-Freq. range @ +10 dbm is 300 Hz. to 50 Khz. +/- 1.5db
-Freq. range @ +27 dbm is 300 Hz. to 50 Khz. +/- 1.5db
-Freq. measurements with no D.C. saturation.

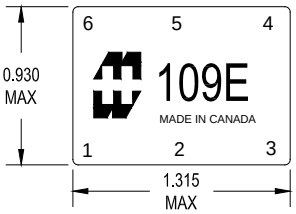

ELECTRICAL SPECIFICATIONS

Characteristic	Typical
Input Impedance	600 ΩCT
Output Impedance	3.2 Ω
Output Power	2 Watts
DCR	
Primary 1-3	40 Ω (20Ω/20Ω)
Secondary 4-6	0.27 Ω (0.135Ω/0.135Ω)
Inductance	@ 1.0 kHz, 1.0 V OC
Primary	0.48 H
Secondary	2.66 mH
Leakage Inductance	3.58 mH
Impedance	@ 1.0 kHz, 1.0 V OC
Primary	3.16 KΩ
Secondary	17.5 Ω
Frequency Response	±1.5db from 300Hz to 50KHz
Unbalanced DC	6mA Max.
Turns ratio	6.88:1
Dielectric Strength	100 Vrms
Temperature Range	-40 To 105°C**

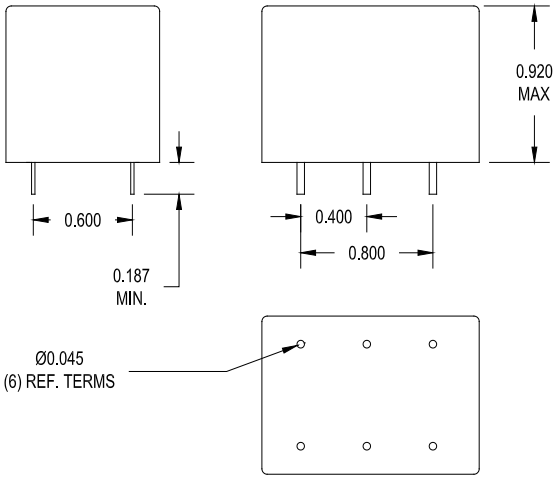

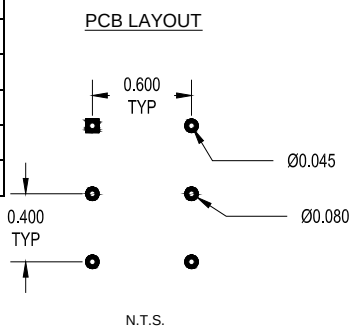

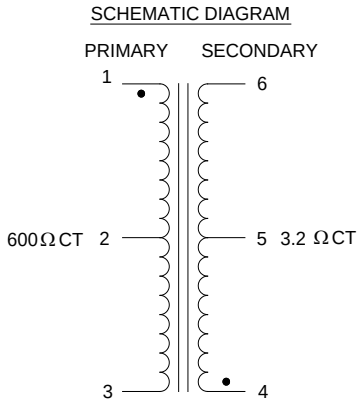

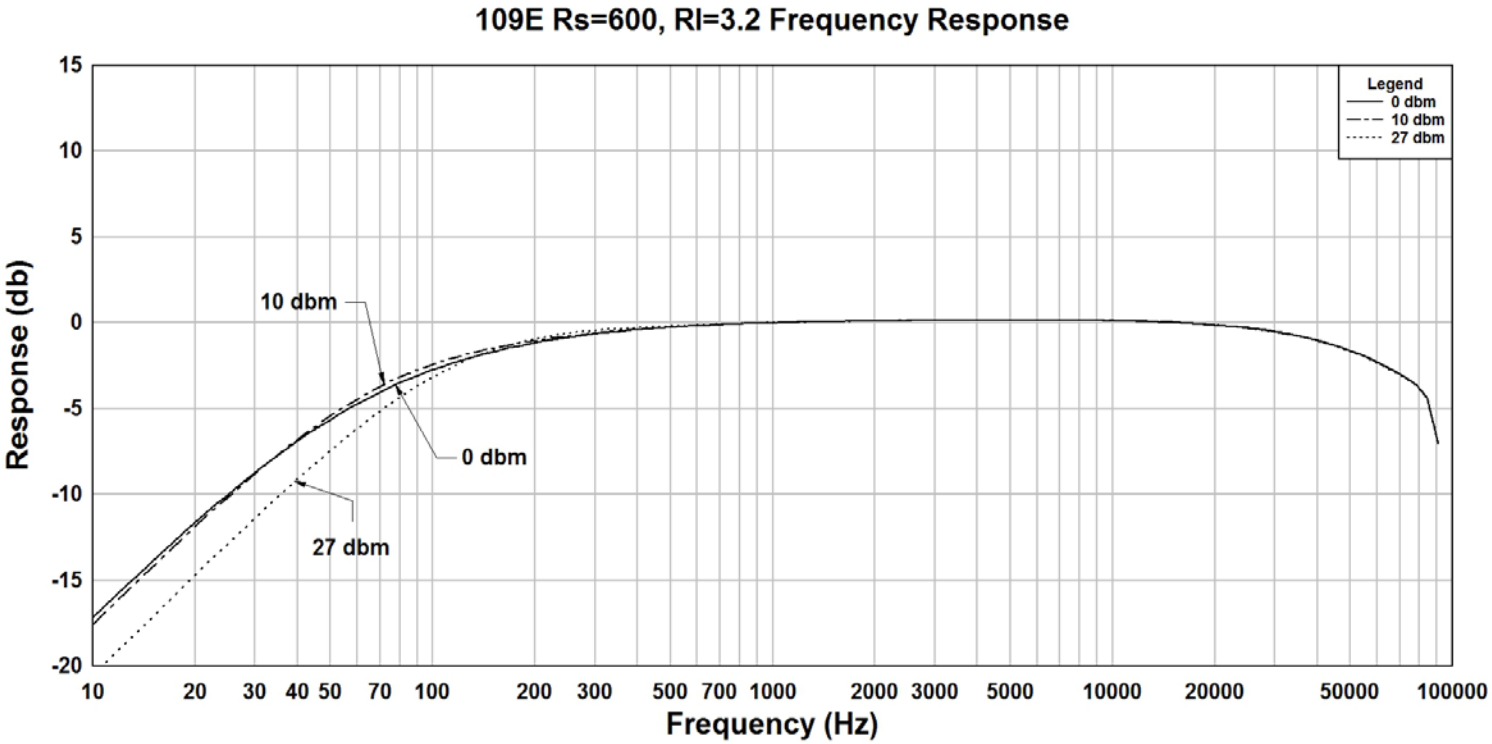

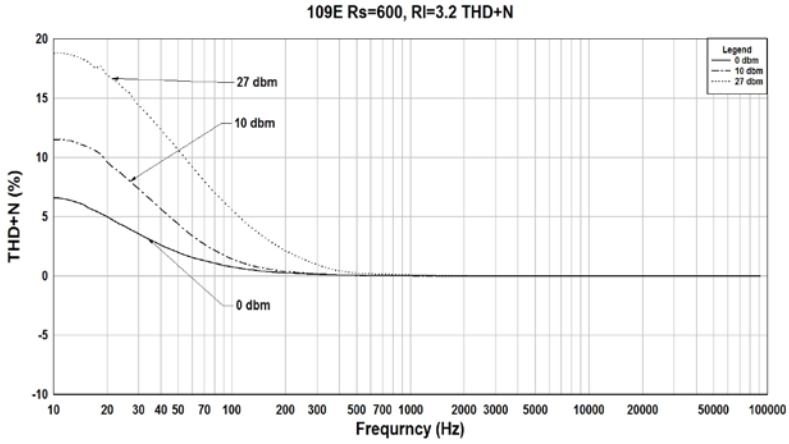

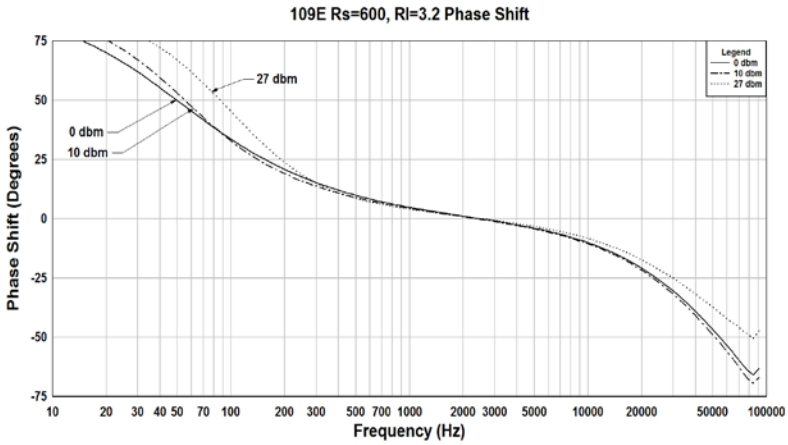

TYPICAL TEST CIRCUIT

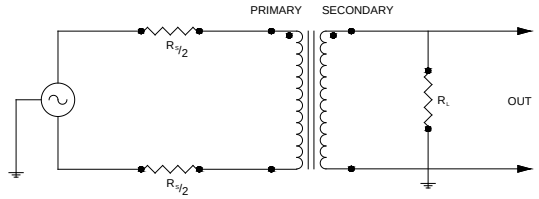

Measurement instruments
Hp4192a impedance analyzer
Hp3456a DVM
Keithley 2002 DVM
D scope series iii audio analyzer

**The epoxy that is used to cast these parts has a workable temperature range of –40°C to +105°C
Under a normal rate of change, this does not include thermal shock.
Variations in the transformer materials and environmental conditions may reduce the workable temperature range.

This drawing and the information in it is the property of Hammond Manufacturing. It may not be reproduced, transmitted or used in any manner whatsoever without the written permission of Hammond Manufacturing. Data subject to change without notice.