THIS DRAWING IS UNPUBLISHED. RELEASED FOR PUBLICATION - ,- .
© COPYRIGHT - By - ALL RIGHTS RESERVED.

LOC	DIST
AD	00

REVISIONS

P	LTR	DESCRIPTION	DATE	DWN	APVD
	M2	REVISED PER ECO-11-004835	11MAR11	RK	HMR

1. CAVITY LOCATION DIMENSIONS INCREASE IN INCREMENTS OF .125 — TOLERANCE NON-CUMULATIVE
2. AMP LOGO MOLDED IN APPROXIMATE AREA SHOWN.
3. .000050 GOLD IN CONTACT AREA, .000100-.000200 MATTE TIN ON THE TERMINATION AREA, ALL OVER .000050 NICKEL
4. "NON-STANDARD SIZE"- MINIMUM ORDER QUANTITY MAY BE REQUIRED.
5. OBSOLETE PARTS: OBSOLETE CIS STREAMLINING PER D.RENAUD/D.SINISI

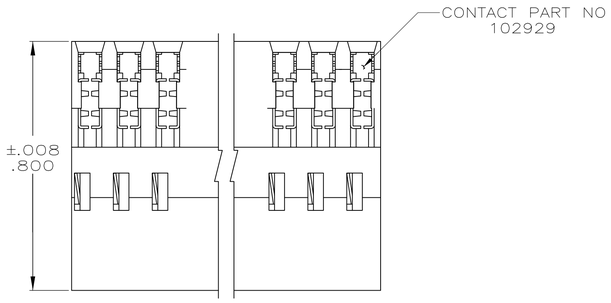

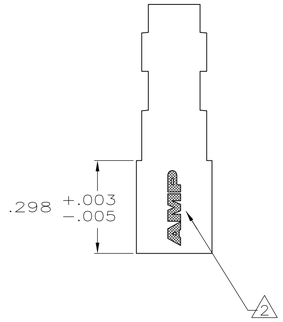

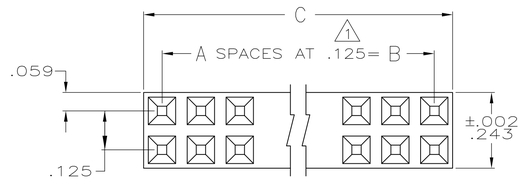

OBSOLETE						5-102935-7	
OBSOLETE						5-102935-6	
OBSOLETE						5-	-5
OBSOLETE						5-	-4
OBSOLETE						5-	-3
OBSOLETE						5-	-2
OBSOLETE						5-	-1
OBSOLETE						5-	-0
OBSOLETE						4-	-9
OBSOLETE						4-	-8
OBSOLETE						4-	-7
OBSOLETE						4-	-6
OBSOLETE						4-	-5
OBSOLETE						4-	-4
OBSOLETE						4-	-3
OBSOLETE						4-	-2
OBSOLETE						4-	-1
OBSOLETE						4-	-0
OBSOLETE						3-	-9
OBSOLETE						3-	-8
OBSOLETE						3-	-7
	3	2.493	2.375	19	40	3-	-6
SUPERSEDED BY 3-102935-6	3	2.493	2.375	19	40	3-	-5
OBSOLETE						3-	-4
OBSOLETE						3-	-3
OBSOLETE						3-	-2
OBSOLETE						3-	-1
OBSOLETE						3-	-0
OBSOLETE						2-	-9
	3	1.993	1.875	15	32	2-	-8
OBSOLETE						2-	-7
OBSOLETE						2-	-6
OBSOLETE						2-	-5
OBSOLETE						2-	-4
OBSOLETE						2-	-3
OBSOLETE						2-	-2
OBSOLETE						2-	-1
OBSOLETE						2-	-0
	3	1.493	1.375	11	24	1-	-9
OBSOLETE						1-	-8
OBSOLETE						1-	-7
	3	1.243	1.125	9	20	1-	-6
SUPERSEDED BY 1-102935-6	3	1.243	1.125	9	20	1-	-5
OBSOLETE						1-	-4
OBSOLETE	3	1.868	1.750	14	30	1-	-3
	3	.993	.875	7	16	1-	-2
OBSOLETE						1-	-1
OBSOLETE						1-	-0
OBSOLETE							-9
5 SUPERCEDED	4 3	.743	.625	5	12		-8
OBSOLETE							-7
	3	.618	.500	4	10		-6
OBSOLETE							-5
	3	.493	.375	3	8		-4
OBSOLETE							-3
OBSOLETE							-2
OBSOLETE							102935-1
REMARKS	FINISH	C	B	A	NO OF POSN		ASSEMBLY PART NUMBER

THIS DRAWING IS A CONTROLLED DOCUMENT.

DIMENSIONS: INCHES

TOLERANCES UNLESS OTHERWISE SPECIFIED:
0 PLC ± -
1 PLC ± -
2 PLC ± -
3 PLC ± -
4 PLC ± -
ANGLES ± -

MATERIAL

FINISH 3

DWN L.A. MAYER 5-29-85
CHK S. OWENS 6-6-85
APVD -
PRODUCT SPEC -
APPLICATION SPEC -
WEIGHT -

TE Connectivity

NAME RECEPTACLE ASSEMBLY, LEVEL V, DOUBLE ROW, .125 X .125 CL, #26-#22 AWG

SIZE	CAGE CODE	DRAWING NO	RESTRICTED TO
A1	00779	C-102935	-

CUSTOMER DRAWING | SCALE 4:1 | SHEET 1 OF 1 | REV M2

4805 (3/11)