Type 0ADKC / 0ADKP

Time Delay, Ceramic Tube Fuse Series

HF Pb 0ADKC/0ADKP Series 5x20mm Ceramic Tube Time Delay Fuse — RoHS 2 Compliant

Description

A 600 Vac / 500 Vdc rated ceramic tube cartridge fuse in a compact 5x20mm package.

Features

- Time Delay, high breaking capacity
- Ceramic tube, Silver plated copper cap construction
- Available in cartridge and pigtail axial lead
- RoHS 2 compliant
- Halogen Free
- Leadfree



Applications

- Industrial Power Supply
- DC/DC module

LEAD FREE = Pb
HALOGEN FREE = HF

Physical Specifications

Materials	Body : Ceramic
	Cap : Silver Plated Copper Alloy
	Pigtail Leads : Tin Plated Copper
Marking	On Fuse :
	"bel"
	"0ADK" "Current Rating","Voltage Rating","Appropriate Safety Logos"
	On Label :
	"bel","0ADKC"or"0ADKP","Current Rating","Voltage Rating","Interrupting Rating", " Appropriate Safety Logos" and " ", " "(China RoHS compliant).

Ratings

SAFETY AGENCY	SAFETY AGENCY CERTIFICATE	VOLTAGE RATING (V)	AMPERE RANGE / VOLT @ I.R. ABILITY*
c UL us	E20624	500mA - 20A / 600V AC 500mA - 20A / 500V DC 500mA - 10A / 400V DC	500mA - 20A / 600V @ 200A AC 500mA - 20A / 500V @ 300A DC 500mA - 10A / 400V @ 2KA DC

* I.R. = INTERRUPTING RATING = SHORT CIRCUIT RATING (AMPS)

Electrical Characteristics

Rated Current	1.5In	2.1In	2.75In	3.0In	4.0In	10.0In
< 1A	1 hour min.	N/A	N/A	120sec max	N/A	N/A
1A - 3.15A	1 hour min.	30min. max.	750ms – 80sec	N/A	95ms – 5sec	10ms – 150ms
4A - 6.3A	1 hour min.	30min. max.	750ms – 80sec	N/A	150ms – 5sec	10ms – 150ms
8A - 20A	30min. min.	30min. max.	750ms – 80sec	N/A	150ms – 8sec	10ms – 150ms

Specifications subject to change without notice

bel POWER SOLUTIONS & PROTECTION
a bel group

Bel Fuse Inc.
206 Van Vorst Street
Jersey City, NJ 07302 USA

+1 201.432.0463
Bel.US.CS@belf.com
belfuse.com/circuit-protection

© 2017 Bel Fuse, Inc.

Type 0ADKC / 0ADKP

Time Delay, Ceramic Tube Fuse Series

HF Pb 0ADKC/0ADKP Series 5x20mm Ceramic Tube Time Delay Fuse — RoHS 2 Compliant

Environmental Specifications

Operating Temperature	-55 °C to +125 °C
Terminal Strength	MIL-STD-202G, Method 211 Test Condition A
Lead Solderability	MIL-STD-202, Method 208
Mechanical Vibration	MIL-STD-202, Method 201
Thermal Shock	MIL-STD-202, Method 107, Test Condition B (5 cycles -65 °C to +125 °C).
Humidity	MIL-STD-202, Method 103, Test Condition A 95%RH and 40 °C for 240 hours

Electrical Specifications

Part Number	Ampere Rating	Typical Cold Resistance (mohm)	Voltage and Interrupting Ratings	Typical Voltage Drop (mV)	Typical Pre-Arcing I^2t (A^2Sec)
0ADKC0500-XX 0ADKP0500-XX	500mA	382	See Table of Ratings on Page 1 for Voltage and associated Interrupting Ratings	190	0.287
0ADKC0630-XX 0ADKP0630-XX	630mA	359		261	0.34
0ADKC0800-XX 0ADKP0800-XX	800mA	175		144	1.18
0ADKC1000-XX 0ADKP1000-XX	1A	139		146	1.55
0ADKC1250-XX 0ADKP1250-XX	1.25A	134		138	2.34
0ADKC1600-XX 0ADKP1600-XX	1.6A	57		105	4.10
0ADKC2000-XX 0ADKP2000-XX	2A	55		130	10
0ADKC2500-XX 0ADKP2500-XX	2.5A	34		93	12.5
0ADKC3150-XX 0ADKP3150-XX	3.15A	28		110	17.8
0ADKC4000-XX 0ADKP4000-XX	4A	24		118	25
0ADKC5000-XX 0ADKP5000-XX	5A	17		104	50
0ADKC6300-XX 0ADKP6300-XX	6.3A	13		100	80
0ADKC8000-XX 0ADKP8000-XX	8A	9		85	179
0ADKC9100-XX 0ADKP9100-XX	10A	7.6		90	400
0ADKC9120-XX 0ADKP9120-XX	12A	6		80	576
0ADKC9150-XX 0ADKP9150-XX	15A	4.3		75	900
0ADKC9160-XX 0ADKP9160-XX	16A	3.7		68	1024
0ADKC9200-XX 0ADKP9200-XX	20A	2.7		65	2400

Consult manufacturer for other ratings

Specifications subject to change without notice

* DC Cold Resistance are measured at <10% of rated current in ambient temperature of 25°C

* Typical Pre-arcing I^2t are measured at 10In Current

bel POWER SOLUTIONS & PROTECTION
a bel group

Bel Fuse Inc.
206 Van Vorst Street
Jersey City, NJ 07302 USA

+1 201.432.0463
Bel.US.CS@belf.com
belfuse.com/circuit-protection

© 2017 Bel Fuse, Inc.

Type 0ADKC / 0ADKP

Time Delay, Ceramic Tube Fuse Series

HF Pb 0ADKC/0ADKP Series 5x20mm Ceramic Tube Time Delay Fuse RoHS 2 Compliant

Average Time Current Curve

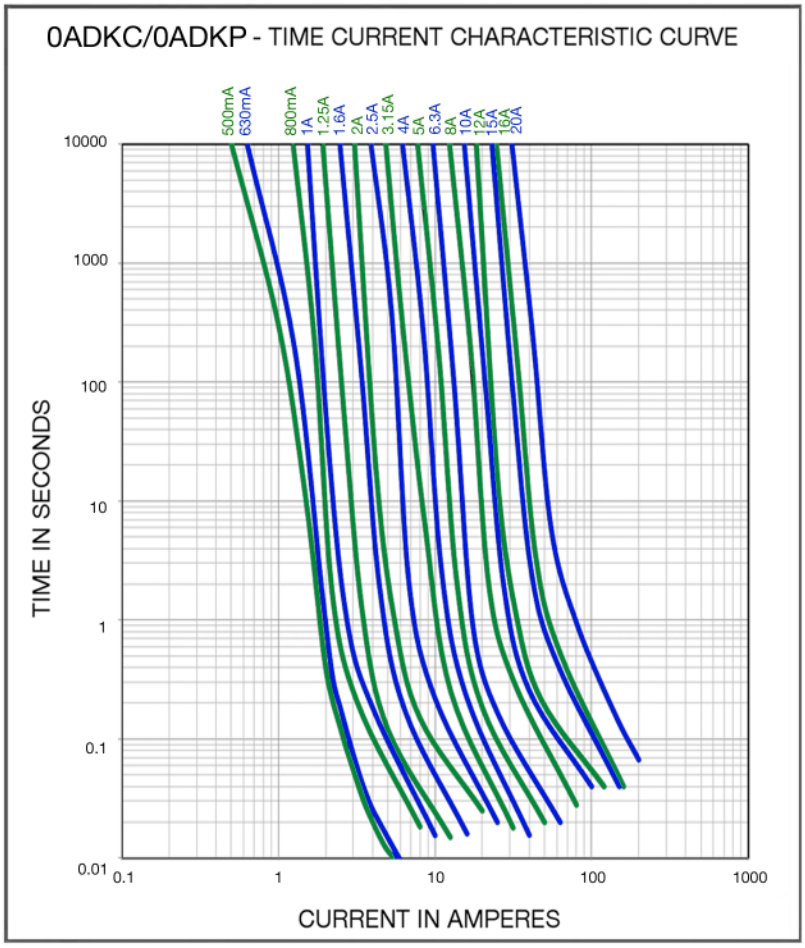

Temperature Re-Rating Curve

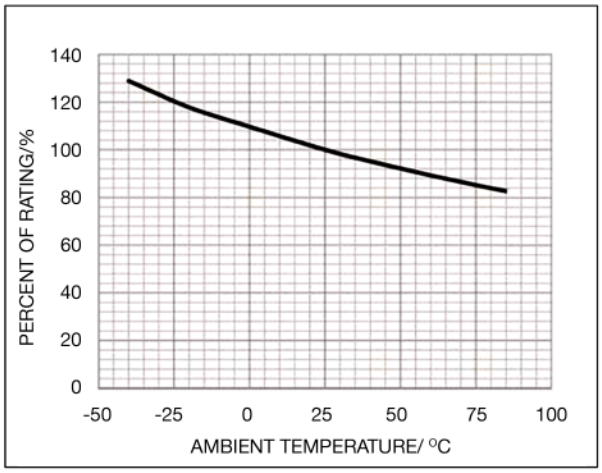

Soldering parameters for Pigtail Type

Wave Soldering Compatible : (260° C,10 sec max)

Hand-Solder:

Solder Iron Temperature: (350° C+/-5° C)

Heating Time: (5 sec max)

Specifications subject to change without notice

bel POWER SOLUTIONS & PROTECTION
a bel group

Bel Fuse Inc.
206 Van Vorst Street
Jersey City, NJ 07302 USA

+1 201.432.0463
Bel.US.CS@belf.com
belfuse.com/circuit-protection

© 2017 Bel Fuse, Inc.

Type 0ADKC / 0ADKP

Time Delay, Ceramic Tube Fuse Series

HF Pb 0ADKC/0ADKP Series 5x20mm Ceramic Tube Time Delay Fuse — RoHS 2 Compliant

Fuse FGNO Explanation

0ADK X[XXXX] - XX

0ADKC/P=0ADKC/P; [XXXX]=Ampere Rating; XX=See Ordering Information as below

Fraction	Decimal	Milliamps	Bel FGNO[XXXX]
1/2	.500	500	0500
	.630	630	0630
8/10	.800	800	0800

Fraction	Decimal	Amps	Bel FGNO[XXXX]
	1.0	1	1000
1-1/4	1.25	1.25	1250
	1.60	1.6	1600
	2.0	2	2000
2-1/2	2.5	2.5	2500
	3.15	3.15	3150
	4.0	4	4000
	5.0	5	5000
	6.3	6.3	6300
	8.0	8	8000

Amps	Bel FGNO[XXXX]
10	9100
12	9120
15	9150
16	9160
20	9200

Mechanical Dimensions

For Cartridge version — Unit in "mm"



For Axial lead pigtail

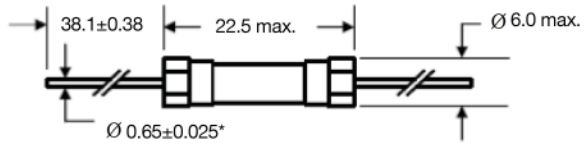

* Ratings below 8A have a 0.65mm diameter lead
Ratings 8A have a 0.81mm diameter lead
Ratings 10~15A have a 1.00mm diameter lead
Ratings 16~20A have a 1.20mm diameter lead

Ordering Information

0ADK X XXXX - X X

FUSE TYPE
0ADK

MOUNTING TAB STYLE
C = For Cartridge version
P = For Axial lead pigtail

AMPERE RATING
Refer to fuse FGNO explanation table

PACKAGING CODE
B = Bulk (Cartridge version)
R = Bulk (Pigtail standard length)

QUANTITY CODE
E = 1k / box

Packaging

Packaging Option	Quantity	Packaging Code
Bulk(Cartridge Type)	1000	BE
Bulk(Pigtail Type)	1000	RE

Specifications subject to change without notice

bel POWER SOLUTIONS & PROTECTION
a bel group

Bel Fuse Inc.
206 Van Vorst Street
Jersey City, NJ 07302 USA

+1 201.432.0463
Bel.US.CS@belf.com
belfuse.com/circuit-protection

© 2017 Bel Fuse, Inc.