Type 0ADBC / 0ADBP

Fast Acting Fuse Series

HF Pb 0ADBC/0ADBP Series, 6x32mm Ceramic Tube Fast-acting Fuse — RoHS 2 Compliant

Description

A 1000 VAC/VDC rated ceramic tube cartridge fuse in a compact 6.3 x 32mm package

Features

- Fast Acting, high breaking capacity under 1000VDC/AC
- Available in cartridge and pigtail axial lead
- Designed to UL 248-1
- RoHS 2 compliant
- Halogen Free
- Leadfree

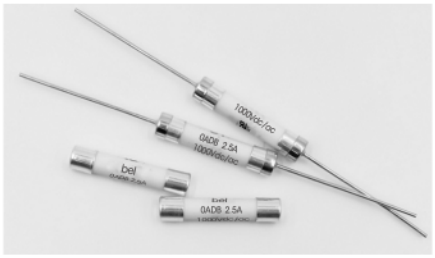

Applications

- Digital Measuring Instrument
- Industrial Power Supply
- DC/DC module

LEAD FREE = Pb
HALOGEN FREE = HF

Physical Specifications

Materials	Body : Ceramic
	Cap : Silver Plated Caps
	Pigtail Leads : Tin Plated Copper
Marking	On Fuse :
	"bel"
	"0ADB" "Current Rating","Voltage Rating"," Appropriate Safety Logos"
	On Label :
	"bel","0ADBC"or"0ADBP","Current Rating","Voltage Rating","Interrupting Rating", " Appropriate Safety Logos" and " ", " "(China RoHS compliant).

Electrical Characteristics

Testing Current	Opening Time
100%	4 hour Min.
250%	120 sec Max.

Ratings

SAFETY AGENCY	SAFETY AGENCY CERTIFICATE NUMBER	VOLTAGE RATING (V)	AMPERE RANGE / VOLT @ I.R. ABILITY*
c UL us	E20624	200mA - 3A / 1000V AC/DC	200mA - 3A / 1000V @ 10KA AC / 1000V @ 10KA DC

* I.R. = INTERRUPTING RATING = SHORT CIRCUIT RATING (AMPS)

Specifications subject to change without notice

bel POWER SOLUTIONS & PROTECTION
a bel group

Bel Fuse Inc.
206 Van Vorst Street
Jersey City, NJ 07302 USA

+1 201.432.0463
Bel.US.CS@belf.com
belfuse.com/circuit-protection

© 2017 Bel Fuse, Inc.

Type 0ADBC / 0ADBP

Fast Acting Fuse Series

HF Pb 0ADBC/0ADBP Series, 6x32mm Ceramic Tube Fast-acting Fuse — RoHS 2 Compliant

Environmental Specifications

Operating Temperature	-50 °C to +105 °C
Terminal Strength	MIL-STD-202G, Method 211 Test Condition A
Lead Solderability	MIL-STD-202, Method 208
Mechanical Vibration	MIL-STD-202, Method 201
Thermal Shock	MIL-STD-202, Method 107, Test Condition B (5 cycles -65 °C to +125 °C).
Humidity	MIL-STD-202, Method 103, Test Condition A 95%RH and 40 °C for 240 hours

Electrical Specifications

Part Number	Ampere Rating	Typical Cold Resistance (mOhms)	Voltage and Interrupting Ratings	Typical Voltage Drop (mV)	Typical Pre-Arcing I^2t (A^2Sec)
0ADBC0200-BE 0ADBP0200-RE	200mA	3900	See Table of Ratings on Page 1 for Voltage and associated Interrupting Ratings	850	0.003
0ADBC0250-BE 0ADBP0250-RE	250mA	2755		828	0.009
0ADBC0315-BE 0ADBP0315-RE	315mA	1900		568	0.030
0ADBC0400-BE 0ADBP0400-RE	400mA	1875		890	0.038
0ADBC0500-BE 0ADBP0500-RE	500mA	1160		616	0.041
0ADBC0600-BE 0ADBP0600-RE	600mA	1035		765	0.072
0ADBC1000-BE 0ADBP1000-RE	1A	450		553	0.23
0ADBC1250-BE 0ADBP1250-RE	1.25A	300		550	3
0ADBC1600-BE 0ADBP1600-RE	1.6A	173		380	0.768
0ADBC2000-BE 0ADBP2000-RE	2A	155		381	1.28
0ADBC2500-BE 0ADBP2500-RE	2.5A	89		275	3.91
0ADBC3000-BE 0ADBP3000-RE	3A	64		218	7.74

Consult manufacturer for other ratings

Specifications subject to change without notice

* DC Cold Resistance are measured at <10% of rated current in ambient temperature of 25°C
* Typical Pre-arcing I^2t are measured at 10In Current

bel POWER SOLUTIONS & PROTECTION
a bel group

Bel Fuse Inc.
206 Van Vorst Street
Jersey City, NJ 07302 USA

+1 201.432.0463
Bel.US.CS@belf.com
belfuse.com/circuit-protection

© 2017 Bel Fuse, Inc.

Type 0ADBC / 0ADBP

Fast Acting Fuse Series

HF P6 0ADBC/0ADBP Series, 6x32mm Ceramic Tube Fast-acting Fuse — RoHS 2 Compliant

Average Time Current Curve

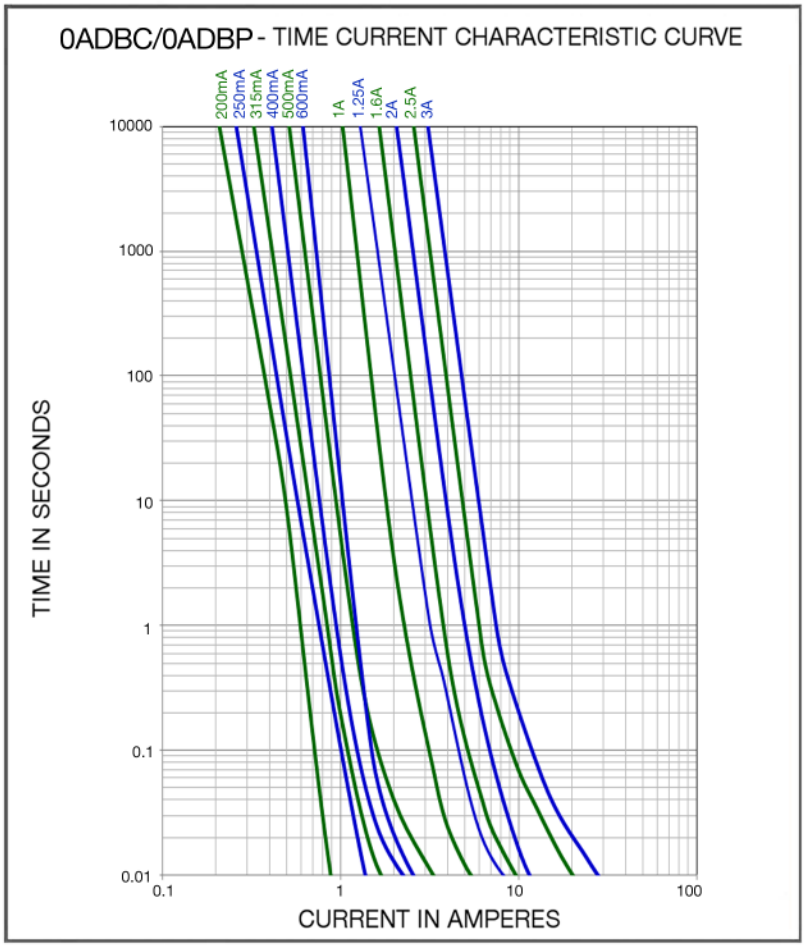

Temperature Re-Rating Curve

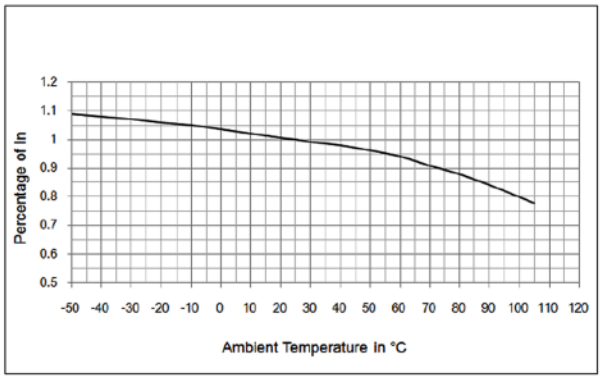

Soldering parameters for Pigtail Type

Wave Soldering Compatible : (260° C,10 sec max)

Hand-Solder:

Solder Iron Temperature: (350° C+/-5° C)

Heating Time: (5 sec max)

Specifications subject to change without notice

bel POWER SOLUTIONS & PROTECTION
a bel group

Bel Fuse Inc.
206 Van Vorst Street
Jersey City, NJ 07302 USA

+1 201.432.0463
Bel.US.CS@belf.com
belfuse.com/circuit-protection

Type 0ADBC / 0ADBP

Fast Acting Fuse Series

HF Pb 0ADBC/0ADBP Series, 6x32mm Ceramic Tube Fast-acting Fuse — RoHS 2 Compliant

Fuse FGNO Explanation

0ADB X [XXXX] - XX

0ADBC/P=0ADBC/P; [XXXX]=Ampere Rating; XX=See Ordering Information as below

Fraction	Decimal	Milliamps	Bel FGNO[XXXX]
1/5	.200	200	0200
1/4	.250	250	0250
	.315	315	0315
4/10	.400	400	0400
1/2	.500	500	0500
6/10	.600	600	0600

Fraction	Decimal	Amps	Bel FGNO[XXXX]
	1.0	1	1000
1-1/4	1.25	1.25	1250
	1.6	1.6	1600
	2.0	2	2000
2-1/2	2.5	2.5	2500
	3.0	3	3000

Mechanical Dimensions

Unit in "mm"

For Cartridge version

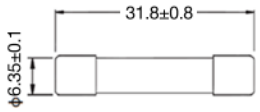

For Axial lead pigtail

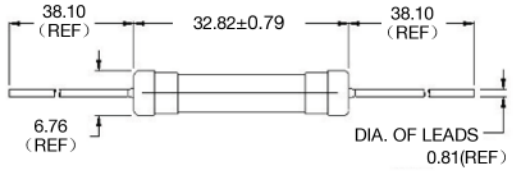

Ordering Information

0ADB X XXXX - X X

FUSE TYPE
0ADB

MOUNTING TAB STYLE
C = For Cartridge version
P = For Axial lead pigtail

AMPERE RATING
Refer to fuse FGNO explanation table

PACKAGING CODE
B = Bulk (Cartridge version)
R = Bulk (Pigtail standard length)

QUANTITY CODE
E = 1k / box

Packaging

Packaging Option	Quantity	Packaging Code
Bulk	1000	BE
Bulk (Pigtail Type)	1000	RE

Specifications subject to change without notice

bel POWER SOLUTIONS & PROTECTION
a bel group

Bel Fuse Inc.
206 Van Vorst Street
Jersey City, NJ 07302 USA

+1 201.432.0463
Bel.US.CS@belf.com
belfuse.com/circuit-protection

© 2017 Bel Fuse, Inc.