Pushing Performance

SEK-18 SV MA STD STR29 20P PL2 KINK



Image is for illustration purposes only. Please refer to product description.

Part number	09 18 520 6024
Specification	SEK-18 SV MA STD STR29 20P PL2 KINK
HARTING eCatalogue	https://b2b.harting.com/09185206024

Identification

Category	Connectors
Series	SEK Standard
Element	Male connector
Description of the contact	Straight Kinked

Version

Termination method	Wave soldering termination
Connection type	PCB to cable
Number of contacts	20
Termination length	2.9 mm
Details	Through kinked contacts, connectors are simultaneously fixed on the PCB during assembly. They represent a particularly inexpensive alternative, since otherwise usual fixing elements such as screws, rivets or clips are not required.

Technical characteristics

Contact rows	2
Contact spacing (termination side)	2.54 mm
Rated current	1 A
Insulation resistance	$>10^9$ Ω
Contact resistance	≤20 mΩ
Limiting temperature	-55 ... +125 °C
Insertion and withdrawal force	≤40 N

HARTING Electronics GmbH | Marienwerderstraße 3 | 32339 Espelkamp | Germany
Phone +49 5772 47-97200 | electronics@HARTING.com | www.HARTING.com

Pushing Performance

Technical characteristics

Performance level	2 acc. to IEC 60603-13
Mating cycles	≥250
Test voltage $U_{r.m.s.}$	1 kV
Isolation group	IIIa (175 ≤ CTI < 400)
PCB thickness	1.5 mm +0.44

Material properties

Material (insert)	Thermoplastic resin (PBT)
Colour (insert)	Grey
Material (contacts)	Copper alloy
Surface (contacts)	Noble metal over Ni Mating side Sn over Ni Termination side
Material flammability class acc. to UL 94	V-0
RoHS	compliant
ELV status	compliant
China RoHS	e
REACH Annex XVII substances	No
REACH ANNEX XIV substances	No
REACH SVHC substances	No
California proposition 65	Yes
California proposition 65 substances	Nickel Lead Antimony trioxide

Specifications and approvals

Specifications	IEC 60603-13
UL / CSA	UL 1977 ECBT2.E102079 CSA-C22.2 No. 182.3 ECBT8.E102079
Railway classification	F3/I3

Commercial data

Packaging size	100
Net weight	8 g
Country of origin	Romania
European customs tariff number	85366990

HARTING Electronics GmbH | Marienwerderstraße 3 | 32339 Espelkamp | Germany
Phone +49 5772 47-97200 | electronics@HARTING.com | www.HARTING.com

Pushing Performance

Commercial data

eCl@ss	27460201 PCB connector (board connector)

Current carrying capacity

The current carrying capacity of the connectors is limited by the thermal load capability of the contact element material including the connections and the insulating parts. The derating curve is therefore valid for currents which flow constantly (non-intermittent) through each contact element of the connector evenly, without exceeding the allowed maximum temperature.
Measuring and testing techniques acc. to IEC 60512-5-2

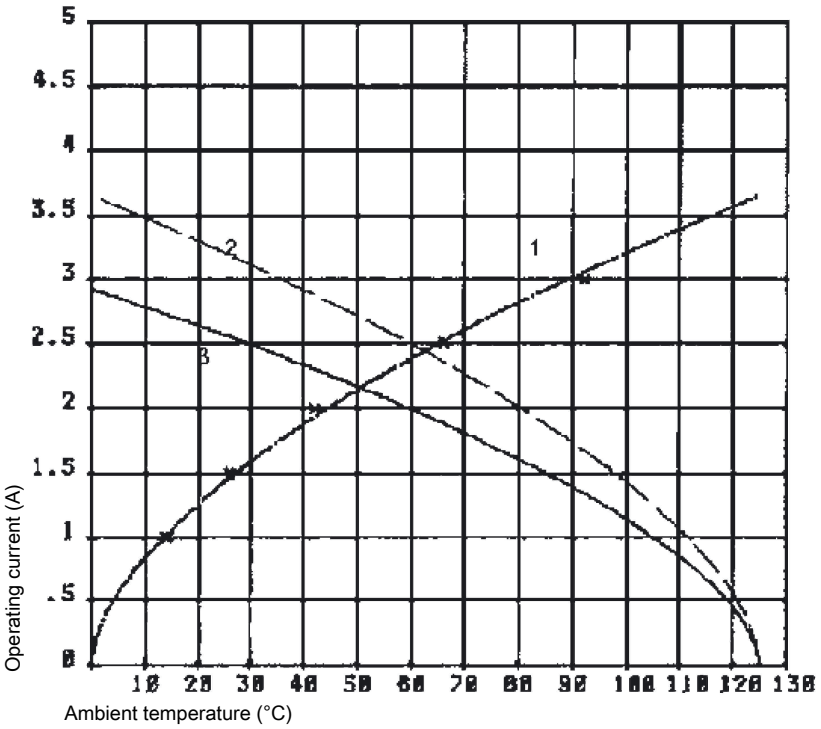

① Temperature raise
② Derating curve
③ Derating curve 80%

Cross section of solder termination

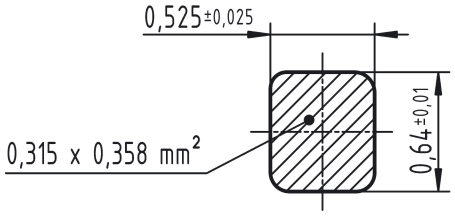

HARTING Electronics GmbH | Marienwerderstraße 3 | 32339 Espelkamp | Germany
Phone +49 5772 47-97200 | electronics@HARTING.com | www.HARTING.com