This document was generated on 05/22/2010

PLEASE CHECK WWW.MOLEX.COM FOR LATEST PART INFORMATION

Part Number: 0901471306
Status: Active
Overview: cgrid__sl_products
Description: 2.54mm (.100") Pitch C-Grid® PC Board Connector, Single Row, Vertical, 6 Circuits

Documents:
3D Model
Drawing (PDF)
RoHS Certificate of Compliance (PDF)

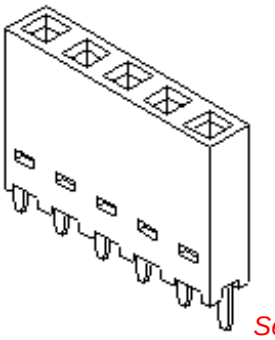

Series image - Reference only

Agency Certification

CSA	LR19980
UL	E29179

General

Product Family	PCB Receptacles
Series	90147
Application	Board-to-Board
Overview	cgrid__sl_products
Product Name	C-Grid®

Physical

Circuits (Loaded)	6
Color - Resin	Black
Flammability	94V-0
Glow-Wire Compliant	No
Guide to Mating Part	No
Keying to Mating Part	None
Lock to Mating Part	No
Material - Metal	Phosphor Bronze
Material - Plating Mating	Gold
Material - Plating Termination	Tin
Material - Resin	Polyester
Number of Rows	1
Orientation	Vertical
PC Tail Length (in)	0.114 In
PC Tail Length (mm)	2.90 mm
PCB Locator	No
PCB Retention	Yes
PCB Thickness Recommended (in)	0.062 In
PCB Thickness Recommended (mm)	1.60 mm
Packaging Type	Tube
Pitch - Mating Interface (in)	0.100 In
Pitch - Mating Interface (mm)	2.54 mm
Plating min: Mating (µin)	30.4
Plating min: Mating (µm)	0.76
Plating min: Termination (µin)	120
Plating min: Termination (µm)	3
Polarized to PCB	No
Temperature Range - Operating	-55°C to +125°C
Termination Interface: Style	Through Hole

Electrical

Current - Maximum per Contact	3A
Grounding to PCB	No
Voltage - Maximum	350V

Solder Process Data

EU RoHS
ELV and RoHS Compliant
REACH SVHC
Contains SVHC: No
Halogen-Free Status
Not Reviewed

China RoHS

Need more information on product environmental compliance?

Email productcompliance@molex.com
For a multiple part number RoHS Certificate of Compliance, click here

Please visit the Contact Us section for any non-product compliance questions.

Search Parts in this Series
90147Series

Mates With
90120 , 90121

Use With
90120 , 90121

Lead-free Process Capability	Wave Capable (TH only)

Material Info

Reference - Drawing Numbers

Sales Drawing	SDA-90147

This document was generated on 05/22/2010

PLEASE CHECK WWW.MOLEX.COM FOR LATEST PART INFORMATION

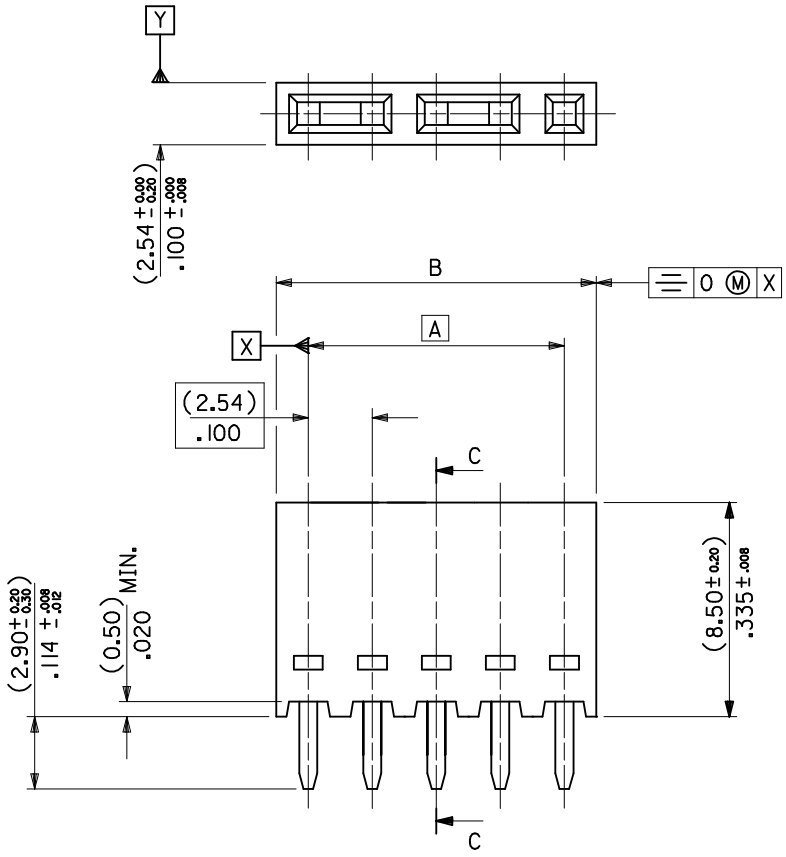

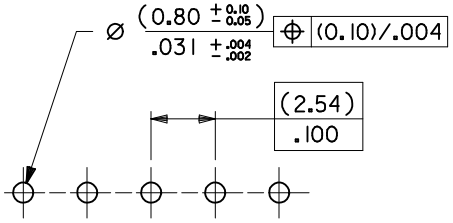

RECOMMENDED P.C. BOARD
HOLE PATTERN
FOR STRAIGHT PINS.

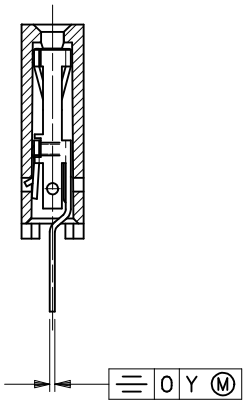

SECTION C-C SHOWING
STRAIGHT PINS.

NOTES:

1) CONTACT-PLATED PHOSPHOR BRONZE.

2) HOUSING-15% GLASS FILLED POLYESTER.
COLOUR: BLACK.

3) FOR (0.635)/.025 SQ. MALE PINS THE LENGTH MUST BE (5.65)/.222 MIN & (7.00)/.276 MAX. TO ENSURE GOOD CONNECTION WITH CONTACT.

4) PRODUCT SPECIFICATION: PS-99020-0001
5) PCB THICKNESS 1.6MM

ADDED GATE AREA
EC NO: E2009-0250 2008/12/08
DRWN:BMAGUIRE 2008/12/08
CH'KD: 2008/12/08
APPR:BMAGUIRE 2008/12/08
DESCRIPTION
AC
REV

QUALITY SYMBOLS
▼=0
▽=0

GENERAL TOLERANCES (UNLESS SPECIFIED)

	mm	INCH
4 PLACES	± ---	± ---
3 PLACES	± ---	± ---
2 PLACES	± ---	± ---
1 PLACE	± ---	± ---
ANGULAR ± 2 °		

DRAFT WHERE APPLICABLE MUST REMAIN WITHIN DIMENSIONS

DIMENSION STYLE: MM/IN
SCALE: 1:1
DESIGN UNITS: METRIC
THIRD ANGLE PROJECTION

DRAWN BY: DB DATE: 1987/07/14
CHECKED BY: JDENNEHY DATE: 2005/07/07
APPROVED BY: JDENNEHY DATE: 2005/07/07
MATERIAL NO.: SEE SHEET 2

TITLE: C-GRID III, SINGLE ROW VERTICAL P.C. BOARD CONNECTOR ASSEMBLY.

MOLEX INCORPORATED

DOCUMENT NO.: SDA-90147
SHEET NO.: 1 OF 2
SIZE: A3

THIS DRAWING CONTAINS INFORMATION THAT IS PROPRIETARY TO MOLEX INCORPORATED AND SHOULD NOT BE USED WITHOUT WRITTEN PERMISSION

PART NO'S - STRAIGHT PINS		NO. OF CKTS	DIM. "A"	DIM. "B" $(^{+8.00}_{-0.30})$ $^{+.000}_{-.012}$	QTY. PER TUBE
STANDARD	CUSTOMER SPECIFIC				
90147-1X02		2	(2.54) .100	(5.08) .200	105
03		3	(5.08) .200	(7.62) .300	72
04		4	(7.62) .300	(10.16) .400	52
05	90147-9105	5	(10.16) .400	(12.70) .500	44
06		6	(12.70) .500	(15.24) .600	36
07		7	(15.24) .600	(17.78) .700	30
08		8	(17.78) .700	(20.32) .800	26
09		9	(20.32) .800	(22.86) .900	22
10		10	(22.86) .900	(25.40)1.000	22
11		11	(25.40)1.000	(27.94)1.100	20
12		12	(27.94)1.100	(30.48)1.200	18
13		13	(30.48)1.200	(33.02)1.300	16
14		14	(33.02)1.300	(35.56)1.400	14
15		15	(35.56)1.400	(38.10)1.500	14
16		16	(38.10)1.500	(40.64)1.600	13
17		17	(40.64)1.600	(43.18)1.700	13
18		18	(43.18)1.700	(45.72)1.800	12
19		19	(45.72)1.800	(48.26)1.900	12
20		20	(48.26)1.900	(50.80)2.000	11
21		21	(50.80)2.000	(53.34)2.100	11
22		22	(53.34)2.100	(55.88)2.200	10
23		23	(55.88)2.200	(58.42)2.300	9
24		24	(58.42)2.300	(60.96)2.400	9
25		25	(60.96)2.400	(63.50)2.500	8
26		26	(63.50)2.500	(66.04)2.600	8
27		27	(66.04)2.600	(68.58)2.700	8
28		28	(68.58)2.700	(71.12)2.800	7
29		29	(71.12)2.800	(73.66)2.900	7
30		30	(73.66)2.900	(76.20)3.000	7
31		31	(76.20)3.000	(78.74)3.100	7
90147-1X32		32	(78.74)3.100	(81.28)3.200	6

PLATING VERSION A

PRE-PLATED HOT DIP TIN
1.0 TO 2.5 um (.000040" TO .000100").

PLATING VERSION E

1.27 TO 1.78 um (.000050" TO .000070") NICKEL
OVERALL, 0.38 TO 0.64 um (.000015" TO .000025")
GOLD ON CONTACT AREA (OVER NICKEL).
3 TO 5 um (.000120" TO .000200") TIN
ON SOLDER TAILS (OVER NICKEL).

PLATING VERSION F.

1.27 TO 1.78 um (.000050" TO .000070") NICKEL
OVERALL, 0.76 TO 1.0 um (.000030" TO .000040")
GOLD ON CONTACT AREA (OVER NICKEL).
3 TO 5 um (.000120" TO .000200") TIN
ON SOLDER TAILS (OVER NICKEL).

PLATING VERSION N.

1.27 TO 1.78 um (.000050" TO .000070") NICKEL
OVERALL, 0.76 TO 2.6 um (.000030" TO .000100")
GOLD ON CONTACT AREA (OVER NICKEL).
4 um (.000120") MINIMUM TIN
ON SOLDER TAILS (OVER NICKEL).

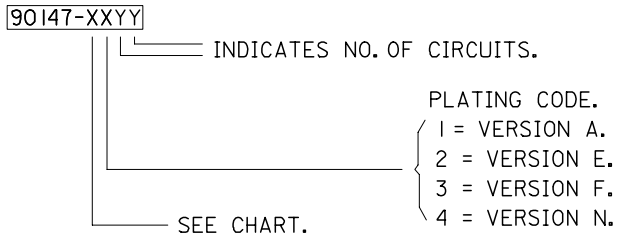

STANDARD PRODUCTS

REMOVE KINK OPT
EC NO: E2007-0787
DRWN:DWASZKIEWI(CZ)2007/04/25
CHKD:DMORIARTY 2007/04/25
APPR: JDENNEHY 2007/04/27
DESCRIPTION
AA
REV

QUALITY SYMBOLS
▼=0
▽=0

GENERAL TOLERANCES (UNLESS SPECIFIED)

	mm	INCH
4 PLACES	± ---	± ---
3 PLACES	± ---	± ---
2 PLACES	± ---	± ---
1 PLACE	± ---	± ---

ANGULAR ± 2 °

DRAFT WHERE APPLICABLE MUST REMAIN WITHIN DIMENSIONS

DIMENSION STYLE: MM/IN	SCALE: 5:1	DESIGN UNITS: METRIC	THIRD ANGLE PROJECTION
DRAWN BY: DB	DATE: 1986/12/28	TITLE: C-GRID III SINGLE ROW VERTICAL P.C. BOARD CONNECTOR	
CHECKED BY: JDENNEHY	DATE: 2005/07/07		
APPROVED BY: JDENNEHY	DATE: 2005/07/07	molex MOLEX INCORPORATED	
MATERIAL NO.: SEE CHART		DOCUMENT NO.: SDA-90147	SHEET NO.: 2 OF 2

SIZE A3

THIS DRAWING CONTAINS INFORMATION THAT IS PROPRIETARY TO MOLEX INCORPORATED AND SHOULD NOT BE USED WITHOUT WRITTEN PERMISSION