HAND FLEX™

Coaxial Cable

086 SBSM Model Series

50Ω DC to 18 GHz



The Big Deal

- Hand formable with tight bend radius
- SMA-F bulkhead connector at one end
- Excellent Return Loss and Insertion Loss
- Ideal for interconnect of assembled systems

CASE STYLE: KP1567-XX

XX= cable length in inches

Product Overview

The 086 SBSM Series Hand-Flex Coaxial Cables are ideal for interconnection of coaxial components or sub-systems to equipment racks. The construction includes a silver-plated copper-clad steel center conductor which maintains the shape after bending. The outer shield is copper braid, tin soaked, which minimizes signal leakage and at the same time flexible for easy bend. Dielectric is low loss PTFE. Connectors have passivated stainless-steel coupling nut over a gold plated connector body. SMA-M connector has gold plated, brass center conductor and SMA-F has gold plated BeCuB center conductor.

Key Features

Feature	Advantages
Hand-Formable RF Cables	The 086 Series Hand-Flex cables are hand formable making them ideal for use integrating coaxial components and sub-assemblies without the need for special cable-bending tools and alleviating the risk of damage during the bending process typical of semi-rigid coaxial cable assemblies.
SMA-F bulkhead connector at one end	Mounts directly on equipment racks eliminating need for bulkhead adapter, thereby improving reliability.
Tight Bend Radius	Capable of only 6mm bend radius, the 086 Hand Flex series is able to make connections in tight spaces making these cables ideal for dense system integration.
Excellent Return loss	Supporting typical return loss of 26 dB to 6 GHz and 19 dB to 18 GHz, the 086 Series Hand-Flex Cables are ideally suited for interconnecting a wide variety of RF components while minimizing VSWR ripple contribution due to mating cables & connectors.
Good Power Handling Capability: • 211W at 0.5 GHz • 35W at 18 GHz	Mini-Circuits 086 Cable series can support medium to high RF power levels enabling these cables to be used in the transmit path. (power rating is at sea-level altitudes)
Built in Anti-torque nut	Mini-Circuits 086 Series Hand Flex cables include an anti-torque feature to support the straight SMA connector body during installation alleviating risk of stress to the connector/cable interface.

Notes
A. Performance and quality attributes and conditions not expressly stated in this specification document are intended to be excluded and do not form a part of this specification document.
B. Electrical specifications and performance data contained in this specification document are based on Mini-Circuit's applicable established test performance criteria and measurement instructions.
C. The parts covered by this specification document are subject to Mini-Circuits standard limited warranty and terms and conditions (collectively, "Standard Terms"); Purchasers of this part are entitled to the rights and benefits contained therein. For a full statement of the Standard Terms and the exclusive rights and remedies thereunder, please visit Mini-Circuits' website at www.minicircuits.com/MCLStore/terms.jsp

HAND FLEX™

Coaxial Cable

086-11SBSM+

50Ω 11 inch DC to 18 GHz



Maximum Ratings

Operating Temperature	-55°C to 105°C
Storage Temperature	-55°C to 105°C
Power Handling at 25°C, Sea Level	211W at 0.5 GHz 150W at 1 GHz 101W at 2 GHz 59W at 6 GHz 45W at 10 GHz 35W at 18 GHz

Permanent damage may occur if any of these limits are exceeded.

Features

- Wideband frequency coverage, DC to 18 GHz
- Low Loss, 1.0 dB at 18 GHz
- Excellent Return Loss, 25 dB at 18 GHz
- SMA-F bulkhead connector at one end
- Hand formable to almost any custom shape without special bending tools
- 6mm bend radius for tight installations
- Anti-torque nut prevents cable stress during installation
- Insulated outer jacket standard
- Connector interface, meets MIL-STD-348
- **Ideal for interconnect of assembled systems**

CASE STYLE: KP1567-11

Connectors		Model
Conn1	Conn2	
SMA-Male	SMA-Female Bulkhead	086-11SBSM+

+RoHS Compliant

The +Suffix identifies RoHS Compliance. See our web site for RoHS Compliance methodologies and qualifications

Applications

- Bulkhead connector mounts on front panel of equipment racks
- Replacement for custom bent 0.086" semi-rigid cables
- Communication receivers and transmitters
- Military and aerospace system
- Environmental and test chambers

Outline Drawing

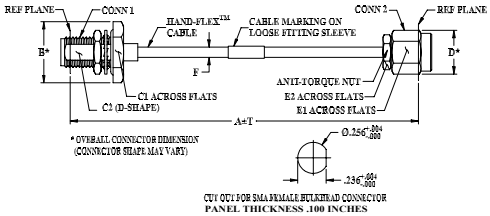

Outline Dimensions (inch / mm)

A	B	C1	C2	D
11.0	.51	.438	.232	.36
279.40	12.95	11.13	5.89	9.14

E1	E2	F	T	wt
.313	.250	.108	0.1	grams
7.95	6.35	2.75	2.54	11.03

Cable Construction

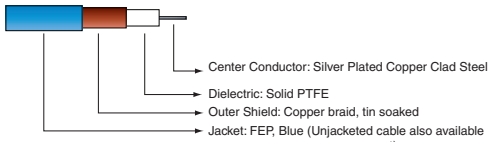

Connectors: Coupling Nut: Stainless Steel Passivated
Body: Stainless Steel Gold Plated
Center Pin: Brass, Gold Plated (SMA-M) and BeCuB Gold Plated (SMA-F)

Electrical Specifications at 25°C

Parameter	Condition (GHz)	Min.	Typ.	Max.	Unit
Frequency Range		DC		18	GHz
Length[1]			11		inches
Insertion Loss	DC - 2	—	0.38	0.44	dB
	2 - 6	—	0.61	0.78	
	6 - 10	—	0.79	1.05	
	10 - 18	—	1.10	1.45	
Return Loss	DC - 2	23	35	—	dB
	2 - 6	23	28	—	
	6 - 10	17	22	—	
	10 - 18	16	24	—	

1. Custom sizes available, consult factory.

Typical Performance Data

Frequency (MHz)	Insertion Loss (dB)	Return Loss (dB)	
		SMA-Male	SMA-Female Bulkhead
100.0	0.12	40.9	41.5
733.3	0.27	45.9	47.3
1366.7	0.32	34.0	35.0
2000.0	0.38	41.8	40.1
3334.0	0.45	33.0	32.7
4667.0	0.52	31.9	31.4
6000.0	0.61	28.0	27.9
7334.0	0.64	28.9	28.8
10000.0	0.78	27.7	26.2
11143.7	0.86	23.9	24.0
13429.1	0.98	26.8	28.3
14571.9	0.96	27.9	29.7
15714.6	1.01	41.1	38.3
16857.3	1.08	33.7	30.9
18000.0	1.09	24.1	24.6

086-11SBSM+
INSERTION LOSS

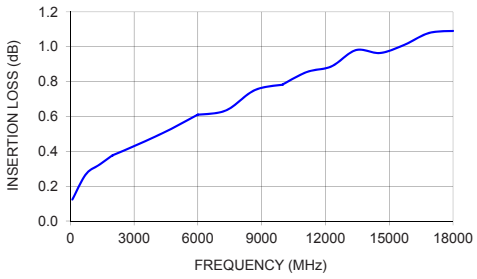

086-11SBSM+
RETURN LOSS

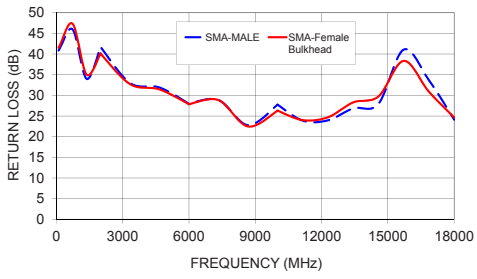

Notes

A. Performance and quality attributes and conditions not expressly stated in this specification document are intended to be excluded and do not form a part of this specification document.
B. Electrical specifications and performance data contained in this specification document are based on Mini-Circuit's applicable established test performance criteria and measurement instructions.
C. The parts covered by this specification document are subject to Mini-Circuits standard limited warranty and terms and conditions (collectively, "Standard Terms"); Purchasers of this part are entitled to the rights and benefits contained therein. For a full statement of the Standard Terms and the exclusive rights and remedies thereunder, please visit Mini-Circuits' website at www.minicircuits.com/MCLStore/terms.jsp