molex
one company > a world of innovation

This document was generated on 05/17/2010

# PLEASE CHECK WWW.MOLEX.COM FOR LATEST PART INFORMATION

**Part Number:** 0850090725
**Status:** Active
**Overview:** din_41612
**Description:** 2.54mm (.100") Pitch DIN 41612/EIC 603-2 Mixed Layout Connector, Male Style M, Right Angle, Through Hole, 0.6µm (24 µ") Selective Gold (Au), with First-Mate-Last-Break Pins, 80 Circuits

**Documents:**

- 3D Model
- Drawing (PDF)
- Product Specification PS-85003-0001 (PDF)
- RoHS Certificate of Compliance (PDF)

## Agency Certification

| | |
|---|---|
| CSA | LR19980 |
| UL | E29179 |

## General

| | |
|---|---|
| Product Family | Backplane Connectors |
| Series | 85009 |
| Application | Backplane |
| Comments | Mixed Layout |
| Component Type | PCB Header |
| Overview | din_41612 |
| Product Name | IEC 603-2/DIN 41612 |
| Style | M |

## Physical

| | |
|---|---|
| Circuits (Loaded) | 80 |
| Circuits (maximum) | 80 |
| Circuits Detail | 78 + 2 |
| Durability (mating cycles max) | 400 |
| First Mate / Last Break | Yes |
| Flammability | 94V-0 |
| Keying to Mating Part | Yes |
| Number of Columns | 26 |
| Number of Pairs | Open Pin Field |
| Number of Rows | 3 |
| Orientation | Right Angle |
| PC Tail Length (in) | 0.118 In |
| PC Tail Length (mm) | 3.00 mm |
| PCB Locator | No |
| PCB Retention | None |
| PCB Thickness Recommended (in) | 0.062 In |
| PCB Thickness Recommended (mm) | 1.60 mm |
| Packaging Type | Tray |
| Pitch - Mating Interface (in) | 0.100 In |
| Pitch - Mating Interface (mm) | 2.54 mm |
| Pitch - Term. Interface (in) | 0.100 In |
| Pitch - Term. Interface (mm) | 2.54 mm |
| Temperature Range - Operating | -55°C to +125°C |

## Electrical

| | |
|---|---|
| Current - Maximum per Contact | 1.5A |
| Data Rate | 622.0 Mbps |
| Voltage - Maximum | 250V AC (RMS) |

## Material Info

**EU RoHS**
ELV and RoHS Compliant
**REACH SVHC**
Not Reviewed
**Halogen-Free Status**
Not Reviewed

**China RoHS**

**Need more information on product environmental compliance?**

Email productcompliance@molex.com
For a multiple part number RoHS Certificate of Compliance, click here

Please visit the Contact Us section for any non-product compliance questions.

**Search Parts in this Series**
85009Series

**Mates With**
85048 , 85056

**Use With**
85023

## Reference - Drawing Numbers

| | |
|---|---|
| Packaging Specification | PK-85009-001 |
| Product Specification | PS-85003-0001 |
| Sales Drawing | SDA-85009-0004, SDA-85009-0725 |

This document was generated on 05/17/2010

**PLEASE CHECK WWW.MOLEX.COM FOR LATEST PART INFORMATION**

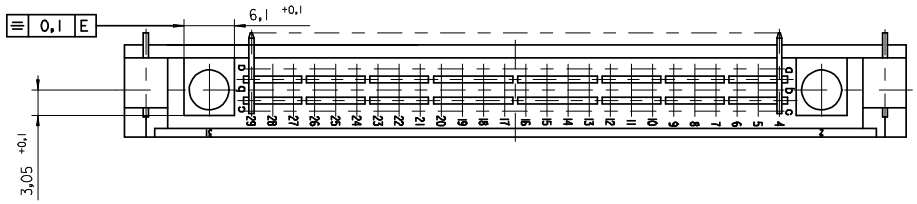


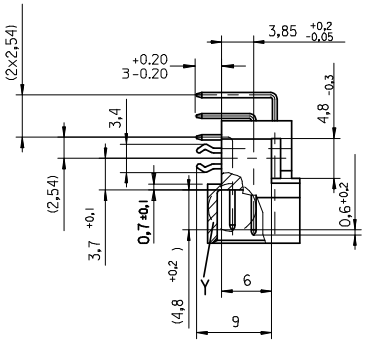


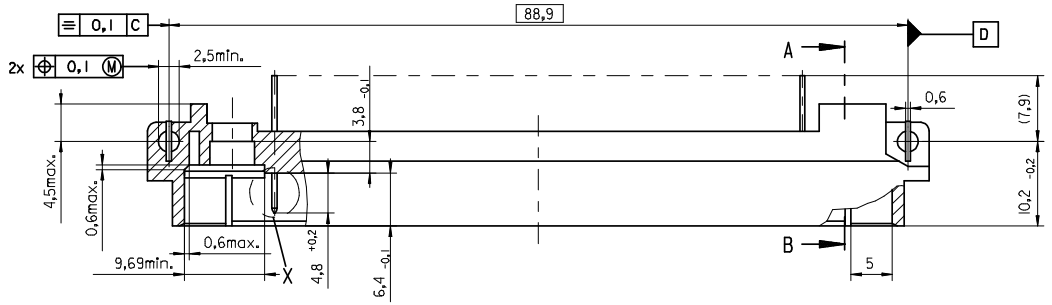


Section A - B

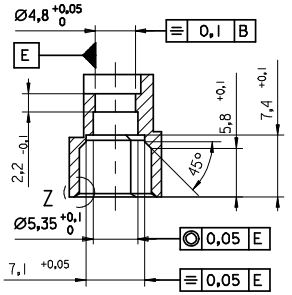


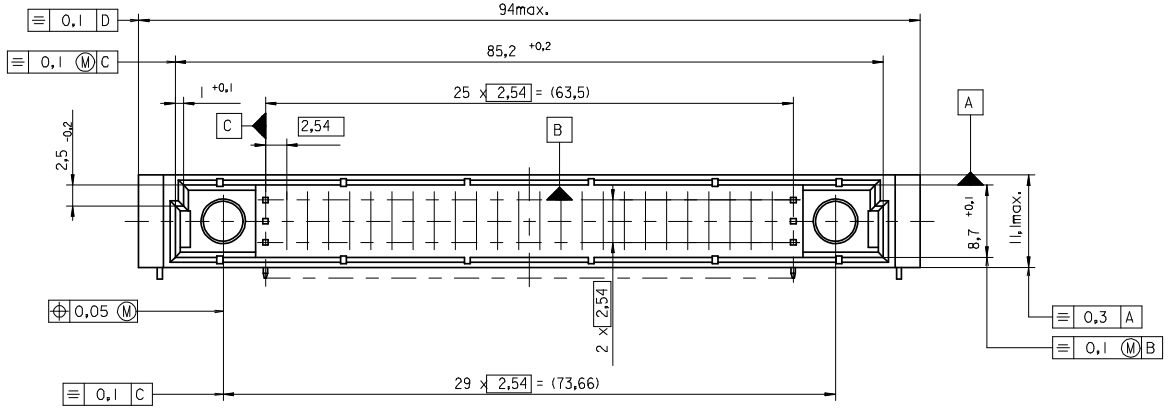


Detail Z
5:1

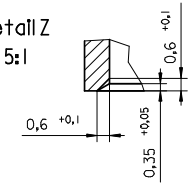


View X
5:1

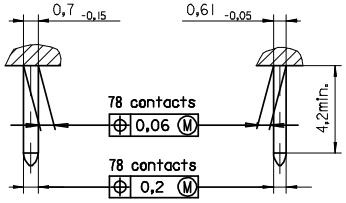


View Y
5:1

| | | |
|---|---|---|
| ENTER DESCRIPTION | 2008/07/28 | |
| EC NO: I2009-0039 | 2008/07/31 | |
| DRWN:SJ | 2008/08/11 | DESCRIPTION |
| CHKD:KPRASAD | | |
| APPR:KPRASAD | | |
| B | | REV |

QUALITY SYMBOLS
▼=0
Ⓒ=0

GENERAL TOLERANCES (UNLESS SPECIFIED)

| | mm | INCH |
|---|---|---|
| 4 PLACES | ± --- | ± --- |
| 3 PLACES | ± --- | ± --- |
| 2 PLACES | ± --- | ± --- |
| 1 PLACE | ± --- | ± --- |
| ANGULAR ± 2 ° | | |

DRAFT WHERE APPLICABLE MUST REMAIN WITHIN DIMENSIONS

| | |
|---|---|
| DIMENSION STYLE | MM ONLY |
| SCALE | 2:1 |
| DESIGN UNITS | METRIC |
| | THIRD ANGLE PROJECTION |
| DRAWN BY | CA |
| DATE | 1995/06/13 |
| CHECKED BY | KN |
| DATE | 1995/06/13 |
| APPROVED BY | KN |
| DATE | 1995/06/13 |
| MATERIAL NO. | --------- |
| TITLE | 78POS. MALE DIN CONNECTOR DIN 41612 STYLE M |
| | MOLEX INCORPORATED |
| DOCUMENT NO. | SDA-85009-0004 |
| SHEET NO. | 1 OF 2 |
| SIZE | A2 |

THIS DRAWING CONTAINS INFORMATION THAT IS PROPRIETARY TO MOLEX INCORPORATED AND SHOULD NOT BE USED WITHOUT WRITTEN PERMISSION

## VIEW ON MATING SIDE

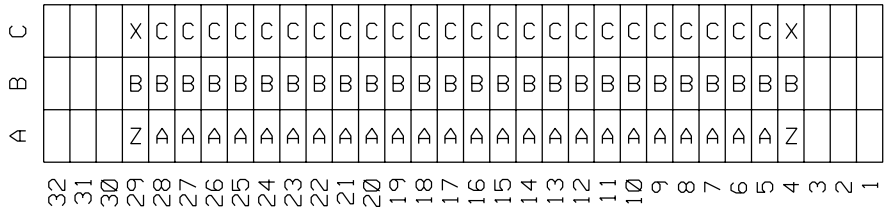


A = 24 STANDARD CONTACTS L=3
B = 26 STANDARD CONTACTS L=3
C = 24 STANDARD CONTACTS L=3
Z = 2 FMLB CONTACTS ⌀0,6 L=3
X = 2 FMLB CONTACTS ⌀0,6 L=3

S = 78 TOTAL NUMBER OF CONTACTS

| | |
|---|---|
| Marking | Standard |
| Performance level | G2/0 = Contact area level2 / Termination tin |
| Flux proof | no |
| Fixing clip | no |
| Dimensions | SDA-85009-0004 sht.1 |
| TechnicalData | PS-85003-0001 |

| Contact symbol | Perform. level | Contact position number |
|---|---|---|
| X | G2/0 | c4,29 |
| Z | G2/0 | a4,29 |
| C | G2/0 | c5-28 |
| B | G2/0 | b4-29 |
| A | G2/0 | a5-28 |

REVISE ONLY ON CAD SYSTEM | SH. | REV.

C | see ECN No. 2204 96/07/18 Ca | REVISIONS | FOR PREVIOUS REVISIONS SEE MRI LIST

UNLESS OTHERWISE SPECIFIED TOLERANCES: ANGULAR ±2°

| | INCH | METRIC |
|---|---|---|
| 3 PLACE | ± . | ± |
| 2 PLACE | ± . | ± |
| 1 PLACE | ± . | ± |

DRAFT WHERE APPLICABLE MUST REMAIN WITHIN DIMENSIONS

DESIGN DIMENSION ☐ MM ☐ IN.

EQUIVALENT DIMENSION ☐ MM ☐ IN.

IF TWO DIMENSIONS ARE SHOWN THE UPPER IS THE DESIGN DIMENSION, LOWER IS SECONDARY

| | | |
|---|---|---|
| DRWG BY | Ca | SIGN |
| CHK'D BY | KN | SIGN |
| APP'D BY | | SIGN |
| SCALE | | |

CADCAM PROJECT NAME s8500907 s21

THIS DRAWING CONTAINS INFORMATION THAT IS PROPRIETARY TO MOLEX INC. & SHOULD NOT BE USED WITHOUT WRITTEN PERMISSION

TITLE: 78 pos. Male connector acc. DIN 41612 style M contacts arrangement

molex® MOLEX EUROPE

SHEET NO. 1 OF 1 | DATE 95/06/09

PART NO. 85009-0725 | DWG NO. SDA-85009-0725 | SIZE A