This document was generated on 06/01/2010

PLEASE CHECK WWW.MOLEX.COM FOR LATEST PART INFORMATION

Part Number: 0008520124
Status: Active
Overview: kk
Description: Trifurcon™ Crimp Terminal 7258, 22-26 AWG, Reel, Phosphor Bronze Tin (Sn)

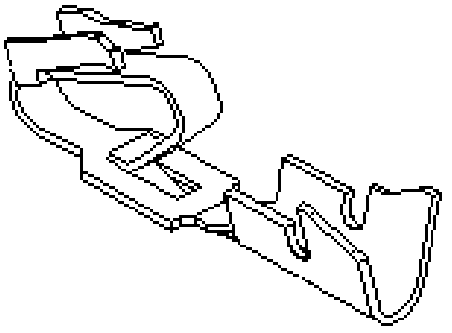

Series image - Reference only

Documents:
Drawing (PDF)
RoHS Certificate of Compliance (PDF)
Product Specification PS-40-02 (PDF)

General

Product Family	Crimp Terminals
Series	7258
Crimp Quality Equipment	Yes
Overview	kk
Product Name	Trifurcon™

Physical

Gender	Female
Material - Metal	Phosphor Bronze
Material - Plating Mating	Tin
Material - Plating Termination	Tin
Packaging Type	Reel
Plating min: Mating (µin)	100
Plating min: Mating (µm)	2.50
Plating min: Termination (µin)	100
Plating min: Termination (µm)	2.50
Termination Interface: Style	Crimp or Compression
Wire Insulation Diameter	1.65mm (.065") max.
Wire Size AWG	22, 24, 26
Wire Size mm²	N/A

Material Info

Old Part Number	7258-A(P909)

Reference - Drawing Numbers

Product Specification	PS-40-02
Sales Drawing	SD-7258

EU RoHS
ELV and RoHS Compliant
REACH SVHC
Contains SVHC: No
Halogen-Free Status
Halogen-Free

China RoHS

Need more information on product environmental compliance?

Email productcompliance@molex.com
For a multiple part number RoHS Certificate of Compliance, click here

Please visit the Contact Us section for any non-product compliance questions.

Search Parts in this Series
7258Series

Application Tooling | **FAQ**

Tooling specifications and manuals are found by selecting the products below. Crimp Height Specifications are then contained in the Application Tooling Specification document.

Global

Description	Product #
Terminator Die	0011402097
HAND CRIMP TOOL	0638117400
Mini-Mac™ Applicator	0638881000

This document was generated on 06/01/2010

PLEASE CHECK WWW.MOLEX.COM FOR LATEST PART INFORMATION

NOTES

2. CRIMP FOR 22 TO 26 GA. WIRE WITH MAX. INSULATION DIA.OF (1.65)/.065
3. PLATINGS CONFORM TO MOLEX ENG.STD. SDES-88.
4. DIMENSIONS GIVEN ACROSS CENTERLINES ARE SYMMETRICAL ABOUT THOSE CENTERLINES WITHIN HALF THE TOTAL TOLERANCE.
5. PARTS CONFORM TO PRODUCT SPECIFICATION PS-40-02.

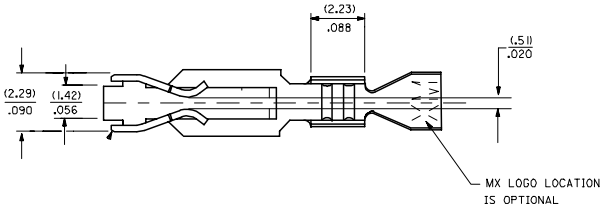

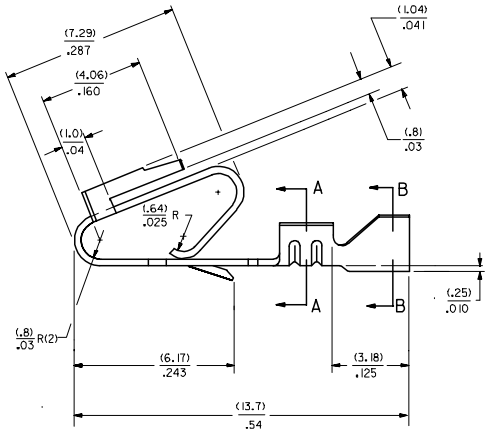

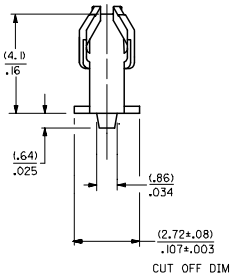

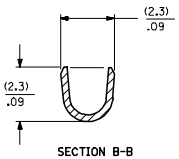

SECTION B-B

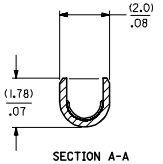

SECTION A-A

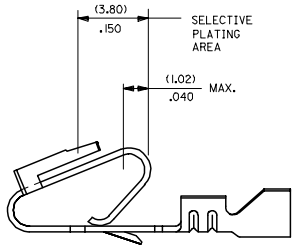

SELECTIVE PLATING AREA

7258-•(•)•

FORM
BLANK= CHAIN PER DETAIL B
A=CHAIN PER DETAIL A
L= LOOSE

MAT'L. (.27)±.0106 THK
BLANK=BRASS
A=PHOS. BRONZE

PLATING PER SDES- 88

(909) • OVERALL HOT TIN DIP: .00254 MICROMETERS MIN.
(558) SELECT GOLD: .00076 MICROMETERS MIN.
OVERALL GOLD FLASH: .00005 MICROMETERS MIN.
OVERALL NICKEL UNDERPLATE: .00127 MICROMETERS MIN.
(561) SELECT GOLD: .00076 MICROMETERS MIN.
OVERALL NICKEL UNDERPLATE: .00127 MICROMETERS MIN.

*THE PRIMARY SHIPPING CARTON WILL BE LABELED "COMPLIANT TO RoHS DIRECTIVE 2002/95/EC AND ELV ANNEX II OF DIRECTIVE 2000/53/EC." CARTONS WITHOUT THIS LABEL MAY CONTAIN PRODUCT WITH TIN-LEAD PLATING.

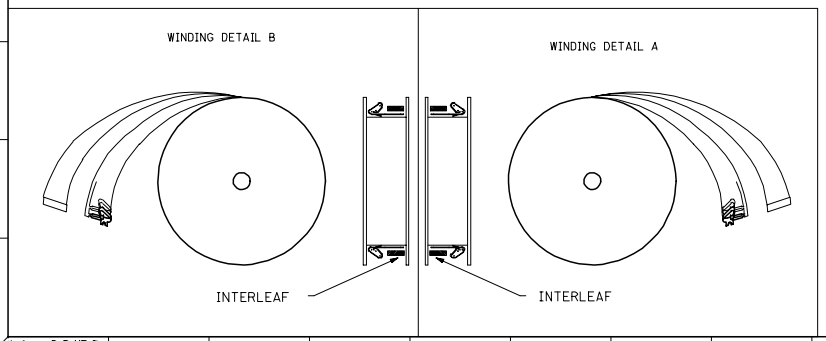

CHANGE TO ME10
EC NO: UCP2005-0964
DRWN: ADRATNOL 2004/11/19
CHKD: SAMEC 2004/11/19
APPR: MMARGULIS 2004/11/19
DESCRIPTION
REV
T1

QUALITY SYMBOLS
▼=0
▽=0

GENERAL TOLERANCES (UNLESS SPECIFIED)

	mm	INCH
4 PLACES	± ---	± ---
3 PLACES	± ---	± .010
2 PLACES	± 0.25	± .014
1 PLACE	± 0.36	± ---
ANGULAR ±1/2°		

DRAFT WHERE APPLICABLE MUST REMAIN WITHIN DIMENSIONS

DIMENSION STYLE: IN/MM
SCALE: ---
DESIGN UNITS: INCH
THIRD ANGLE PROJECTION

DRAWN BY: JJS	DATE: 12/03/87	TITLE: TRIFURCON TERMINAL CRIMP TYPE, .156 CENTERS 22 TO 26 AWG
CHECKED BY: PATEL	DATE: 12/03/87	
APPROVED BY: LENZ	DATE: 12/03/87	MOLEX INCORPORATED
MATERIAL NO.: SEE CHART	DOCUMENT NO.: SD-7258	SHEET NO.: 1 OF 2

SIZE: D

THIS DRAWING CONTAINS INFORMATION THAT IS PROPRIETARY TO MOLEX INCORPORATED AND SHOULD NOT BE USED WITHOUT WRITTEN PERMISSION

7258-(*)*

PART NO.	ENG. NO
08-50-0183	7258-(P909)
08-50-0185	7258-(P909)L
08-56-0181	7258-(503)
08-56-0182	7258-(503)L
08-50-0283	7258-(P909)A

7258-A(*)*

PART NO.		ENG. NO	
08-04-0001		7258-A(999)	
08-65-0121	*	7258-A(P561)	ES-276-P561
08-65-0122	*	7258-A(P561)L	
08-56-0123	*	7258-A(P558)	MAKE FROM
08-56-0124	*	7258-A(P558)L	7258-A(P561)
		7258-A(561)	
		7258-A(561)L	
08-52-0124	*	7258-A(P909)	
08-52-0125	*	7258-A(P909)L	
08-65-0126		7258-A(P555)	ES-276-P555
08-65-0127		7258-A(P555)L	
08-58-0133		7258-A(550)	MAKE FROM
08-58-0134		7258-A(550)L	7258-A(P555)

PART NO.	ENG. NO

PART NO.	ENG. NO (SUFFIX ONLY)

PART NO.	ENG. NO (SUFFIX ONLY)	VOID CKT.

PART NO.	ENG. NO (SUFFIX ONLY)	VOID CKT.

COLUMN NO. 1	CON'T. IN COLUMN NO.	SHEET NO.

COLUMN NO. 2	CON'T. IN COLUMN NO.	SHEET NO.

COLUMN NO. 3	CON'T. IN COLUMN NO.	SHEET NO.

COLUMN NO. 4	CON'T. IN COLUMN NO.	SHEET NO.

COLUMN NO. 4	CON'T. IN COLUMN NO.	SHEET NO.

COLUMN NO. 4	CON'T. IN COLUMN NO.	SHEET NO.

CHANGE TO ME10
EC NO: UCP2005-0964
DRWN: ADRATNOL 2004/11/19
CHKD: SAMEC 2004/11/19
APPR: MARGILLIS 2004/11/19
DESCRIPTION
REV
T1

QUALITY SYMBOLS
▼=0
▽=0

GENERAL TOLERANCES (UNLESS SPECIFIED)

	mm	INCH
4 PLACES	± ---	± ---
3 PLACES	± ---	± ---
2 PLACES	± ---	± ---
1 PLACE	± ---	± ---
ANGULAR ±1/2°		

DRAFT WHERE APPLICABLE MUST REMAIN WITHIN DIMENSIONS

DIMENSION STYLE: IN/MM
SCALE: ---
DESIGN UNITS: INCH
THIRD ANGLE PROJECTION

DRAWN BY: JJS DATE: 12/07/87
CHECKED BY: PATEL DATE: 12/07/87
APPROVED BY: LENZ DATE: 12/07/87

TITLE: TRIFURCON TERMINAL CRIMP TYPE

molex MOLEX INCORPORATED

MATERIAL NO.: SEE CHART
DOCUMENT NO.: SD-7258
SHEET NO.: 2
SIZE: D

THIS DRAWING CONTAINS INFORMATION THAT IS PROPRIETARY TO MOLEX INCORPORATED AND SHOULD NOT BE USED WITHOUT WRITTEN PERMISSION