molex
one company > a world of innovation

This document was generated on 03/31/2010

PLEASE CHECK WWW.MOLEX.COM FOR LATEST PART INFORMATION

Part Number: 0714392164
Status: Active
Description: 1.00mm (.039") Pitch Mezzanine IEEE 1386 Receptacle, Surface Mount, Dual Row, Vertical Stacking, Tube, 0.76µm (30µ") Gold (Au), 64 Circuits

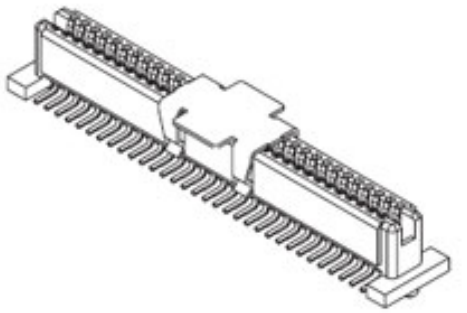

Series image - Reference only

Documents:

3D Model
Drawing (PDF)
Product Specification PS-71436-9999 (PDF)
RoHS Certificate of Compliance (PDF)

Agency Certification

CSA	LR19980
UL	E29179

General

Product Family	PCB Receptacles
Series	71439
Application	Board-to-Board
Comments	Plugs
Product Name	Mezzanine

Physical

Circuits (Loaded)	64
Color - Resin	Natural
Flammability	94V-0
Glow-Wire Compliant	No
Lock to Mating Part	Yes
Mated Height (in)	0.512 In
Mated Height (mm)	13.00 mm
Material - Metal	Phosphor Bronze
Material - Plating Mating	Gold
Material - Plating Termination	Tin
Material - Resin	High Temperature Thermoplastic
Number of Rows	2
Orientation	Vertical
PCB Locator	Yes
PCB Retention	None
Packaging Type	Tube
Pitch - Mating Interface (in)	0.039 In
Pitch - Mating Interface (mm)	1.00 mm
Plating min: Mating (µin)	30.4
Plating min: Mating (µm)	0.76
Plating min: Termination (µin)	76.4
Plating min: Termination (µm)	1.91
Polarized to PCB	No
Surface Mount Compatible (SMC)	N/A
Temperature Range - Operating	-55°C to +85°C
Termination Interface: Style	Surface Mount

Electrical

Current - Maximum per Contact	1A
Voltage - Maximum	100V

Solder Process Data

Lead-free Process Capability	Reflow Capable (SMT only)
Process Temperature max. C	260

Material Info

EU RoHS
ELV and RoHS Compliant
REACH SVHC
Contains SVHC: No
Halogen-Free Status
Halogen-Free

China RoHS

Need more information on product environmental compliance?

Email productcompliance@molex.com
For a multiple part number RoHS Certificate of Compliance, click here

Please visit the Contact Us section for any non-product compliance questions.

Search Parts in this Series
71439Series

Mates With
714362 for Stack Height 13.00mm (.512")

Reference - Drawing Numbers

Product Specification	PS-71436-9999
Sales Drawing	SDA-71439-2***

This document was generated on 03/31/2010

PLEASE CHECK WWW.MOLEX.COM FOR LATEST PART INFORMATION

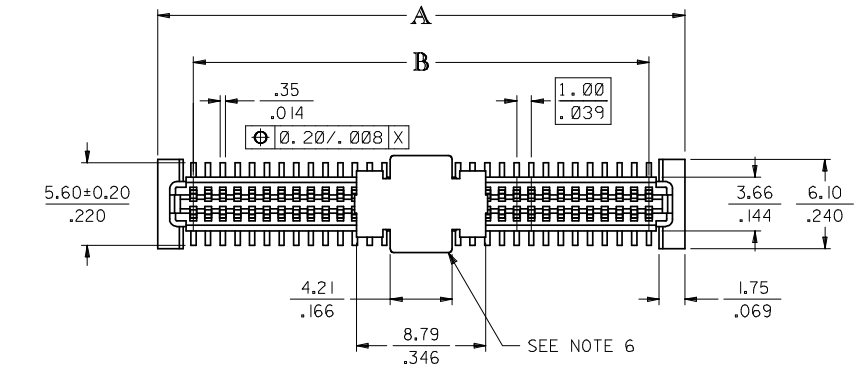

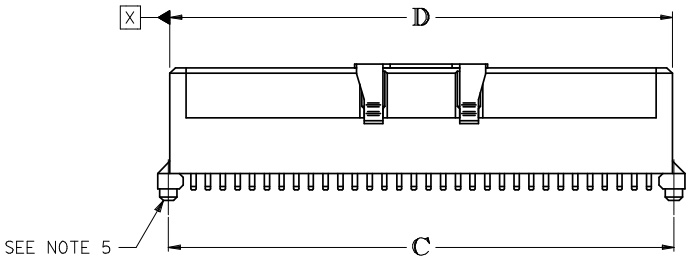

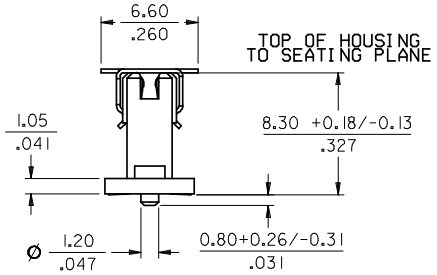

CIRCUIT SIZE	DIM. A	DIM. B	DIM. C	DIM. D
20	13.90 .547	9.00 .354	12.40 .488	12.22 .481
30	18.90 .744	14.00 .551	17.40 .685	17.22 .678
40	23.90 .941	19.00 .748	22.40 .882	22.22 .875
50	28.90 1.138	24.00 .945	27.40 1.079	27.22 1.072
60	33.90 1.335	29.00 1.142	32.40 1.276	32.22 1.269
64	35.90 1.413	31.00 1.220	34.40 1.354	34.22 1.347
70	38.90 1.531	34.00 1.339	37.40 1.472	37.22 1.465
80	43.90 1.728	39.00 1.535	42.40 1.669	42.22 1.662
84	45.90 1.807	41.00 1.614	44.40 1.748	44.22 1.741
90	48.90 1.925	44.00 1.732	47.40 1.866	47.22 1.859
100	53.90 2.122	49.00 1.929	52.40 2.063	52.22 2.056
110	58.90 2.319	54.00 2.126	57.40 2.260	57.22 2.253
120	63.90 2.516	59.00 2.323	62.40 2.457	62.22 2.450

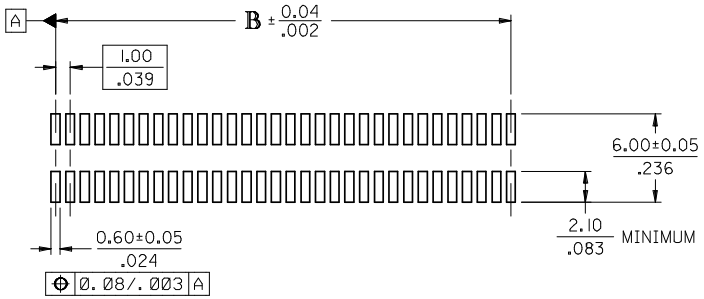

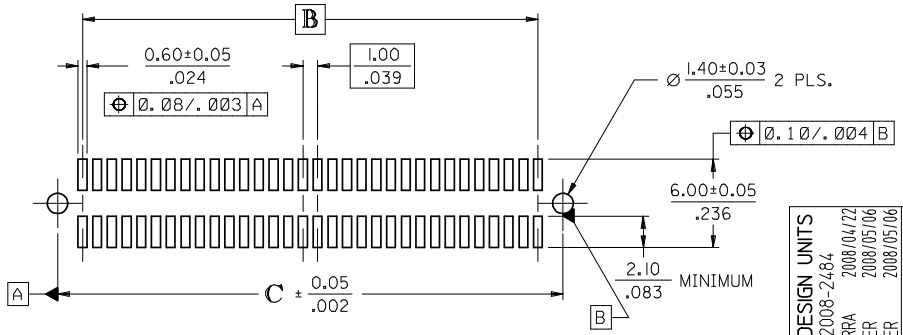

RECOMMENDED PCB LAYOUT (WITH AND WITHOUT PEGS)

RECOMMENDED PCB THICKNESS: 1.00±0.10/.039±.004

NOTES:

1. 64-CIRCUIT RECEPTACLE ASSEMBLY WITH PEGS AND VACUUM CAP SHOWN FOR ILLUSTRATION PURPOSES ONLY.
2. HOUSING MATERIAL: G.F. THERMOPLASTIC; UL RATING: 94V-0; COLOR: WHITE
   TERMINAL MATERIAL: PHOSPHOR BRONZE; 0.205/.0080 THICK
   VACUUM CAP MATERIAL: STAINLESS STEEL; 0.255/.0100 THICK
3. COPLANARITY OF SMT TAILS: 0.10/.004 MAX.
4. PACKAGING SPECIFICATIONS: REFER TO CHART ON SHEET 2.
5. PEGS ARE OPTIONAL. REFER TO CHART ON SHEET 2.
6. VACUUM PICK & PLACE CAP IS OPTIONAL. REFER TO CHART ON SHEET 2.
7. THIS PART CONFORMS TO EIA STANDARD 700 AAAB FOR 1.0mm TWO-PART CONNECTORS FOR USE WITH PARALLEL PRINTED BOARDS.
8. THIS PART, WHEN MATED WITH MOLEX 1.0mm PLUG CONNECTOR SERIES 71436, CONFORMS TO MOLEX PRODUCT SPECIFICATION PS-71436-9999. REFER TO CHART ON SHEET 2 FOR MATED STACK HEIGHTS FOR THIS RECEPTACLE.
9. DIMENSIONS ARE IN mm/in. INCH DIMENSIONS SHOWN FOR REFERENCE ONLY.

PLATING PER ES-88:

30 GOLD - 0.00076/.000030 MINIMUM GOLD PLATING IN CONTACT AREA,
0.0019/.000075 MINIMUM TIN PLATING IN TERMINAL AREA,
OVER 0.00127/.000050 MINIMUM NICKEL PLATING OVERALL

2	K
1	K
SHT	REV

CORRECT DESIGN UNITS
EC NO: UCP2008-2484 2008/04/22
DRWN:MSIBARRA 2008/05/06
CH'KD:BBARKER 2008/05/06
APPR:SMILLER 2008/05/06
DESCRIPTION
REV: K

QUALITY SYMBOLS
▼=0
▽=0

GENERAL TOLERANCES (UNLESS SPECIFIED)

	mm	INCH
4 PLACES	± ---	± ---
3 PLACES	± ---	± .005
2 PLACES	± 0.13	± .01
1 PLACE	± 0.25	± ---
ANGULAR ±1/2°		

DRAFT WHERE APPLICABLE MUST REMAIN WITHIN DIMENSIONS

DIMENSION STYLE: MM/IN
SCALE: 4:1
DESIGN UNITS: METRIC
THIRD ANGLE PROJECTION

DRAWN BY	REED	DATE 1995/03/23
CHECKED BY	REED	DATE 1995/03/23
APPROVED BY	BIXLER	DATE 1995/03/23

TITLE: ASSY, 1MM BOARD-TO-BOARD RECEPTACLE CONENCTOR 8.30/.327 HIGH

MOLEX INCORPORATED

MATERIAL NO.: SEE TABLE
DOCUMENT NO.: SDA-71439-2***
SHEET NO.: 1 OF 2

SIZE C

THIS DRAWING CONTAINS INFORMATION THAT IS PROPRIETARY TO MOLEX INCORPORATED AND SHOULD NOT BE USED WITHOUT WRITTEN PERMISSION

STANDARD

CIRCUIT SIZE	RECEPTACLE ASSY. ITEM NUMBER	PEGS	PICK & PLACE CAP	PACKAGING SPEC. NUMBER	PACKAGING TYPE
64	71439-2164	YES	NO	PK-70873-0601	TUBE
64	71439-2864	NO	YES	PK-70873-063	TAPE & REEL
64	71439-2564	NO	NO	PK-70873-0683	TUBE

SPECIAL

CIRCUIT SIZE	RECEPTACLE ASSY. ITEM NUMBER	PEGS	PICK & PLACE CAP	PACKAGING SPEC. NUMBER	PACKAGING TYPE
64	71439-2464	YES	YES	PK-70873-063	TAPE & REEL

RECOMMENDED PLUG/RECEPTACLE COMBINATION FOR
MATED STACK HEIGHT PER EIA STANDARD 700 AAAB

MATED STACK HEIGHT	RECEPTACLE HEIGHT	RECEPTACLE SERIES NO.	PLUG HEIGHT	PLUG SERIES NO.
13.00/.512	8.30/.327	71439-2***	4.30/.169	71436-2***

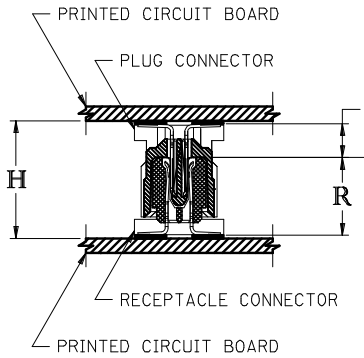

PLUG STACK HEIGHT
+ RECEPTACLE STACK HEIGHT
+ 0.40/.016 (SOLDER PASTE ALLOWANCE)
= MATED STACK HEIGHT

P = PLUG STACK HEIGHT
R = RECEPTACLE STACK HEIGHT
H = MATED STACK HEIGHT

CORRECT DESIGN UNITS
EC NO: UCP2008-2484 2008/04/22
DRWN:MSIBARRA 2008/05/06
CH'KD:BBARKER 2008/05/06
APPR:SMILLER 2008/05/06
DESCRIPTION
REV: K

QUALITY SYMBOLS
▼=0
▽=0

GENERAL TOLERANCES (UNLESS SPECIFIED)

	mm	INCH
4 PLACES	± ---	± ---
3 PLACES	± ---	± ---
2 PLACES	± ---	± ---
1 PLACE	± ---	± ---
ANGULAR ±1/2°		

DRAFT WHERE APPLICABLE MUST REMAIN WITHIN DIMENSIONS

DIMENSION STYLE: MM/IN
SCALE: ---
DESIGN UNITS: METRIC
THIRD ANGLE PROJECTION

DRAWN BY: REED DATE: 1995/03/23
CHECKED BY: REED DATE: 1995/03/23
APPROVED BY: BIXLER DATE: 1995/03/23

TITLE: ASSY, 1MM BOARD-TO-BOARD RECEPTACLE CONNECTOR 8.30/.327 HIGH

MOLEX INCORPORATED

MATERIAL NO.: SEE TABLE
DOCUMENT NO.: SDA-71439-2***
SHEET NO.: 2 OF 2
SIZE: C

THIS DRAWING CONTAINS INFORMATION THAT IS PROPRIETARY TO MOLEX INCORPORATED AND SHOULD NOT BE USED WITHOUT WRITTEN PERMISSION