This document was generated on 04/16/2010

PLEASE CHECK WWW.MOLEX.COM FOR LATEST PART INFORMATION

Part Number: 0524180610

Status: Active

Description: 2.00mm (.079") Pitch Board-to-Board Receptacle, Right Angle, Single Row, Friction Lock, 6 Circuits

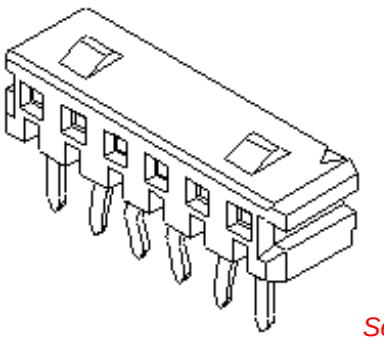

Series image - Reference only

Documents:

3D Model
Drawing (PDF)
Product Specification PS-52418-002 (PDF)
Product Specification PS-52418-003 (PDF)
RoHS Certificate of Compliance (PDF)

General

Product Family	PCB Receptacles
Series	52418
Application	Board-to-Board
Product Name	N/A

Physical

Circuits (Loaded)	6
Color - Resin	Natural
Durability (mating cycles max)	30
Glow-Wire Compliant	No
Material - Metal	Phosphor Bronze
Material - Plating Mating	Tin
Material - Plating Termination	Tin
Material - Resin	Polyester
Number of Rows	1
Orientation	Right Angle
PCB Locator	No
PCB Retention	Yes
PCB Thickness Recommended (in)	0.062 In
PCB Thickness Recommended (mm)	1.60 mm
Packaging Type	Tray
Pitch - Mating Interface (in)	0.079 In
Pitch - Mating Interface (mm)	2.00 mm
Plating min: Mating (µin)	36
Plating min: Mating (µm)	0.90
Plating min: Termination (µin)	36
Plating min: Termination (µm)	0.90
Polarized to PCB	No
Surface Mount Compatible (SMC)	No
Temperature Range - Operating	-40°C to +105°C
Termination Interface: Style	Through Hole - Kinked Pin

Electrical

Current - Maximum per Contact	1.5A
Voltage - Maximum	125V

Material Info

Reference - Drawing Numbers

Product Specification	PS-52418-002, PS-52418-003, RPS-52418-001, RPS-52418-004
Sales Drawing	SD-52418-**10

EU RoHS
ELV and RoHS Compliant
REACH SVHC
Not Reviewed
Halogen-Free Status
Not Reviewed

China RoHS

Need more information on product environmental compliance?

Email productcompliance@molex.com
For a multiple part number RoHS Certificate of Compliance, click here

Please visit the Contact Us section for any non-product compliance questions.

Search Parts in this Series
52418Series

Mates With
53290

This document was generated on 04/16/2010

PLEASE CHECK WWW.MOLEX.COM FOR LATEST PART INFORMATION

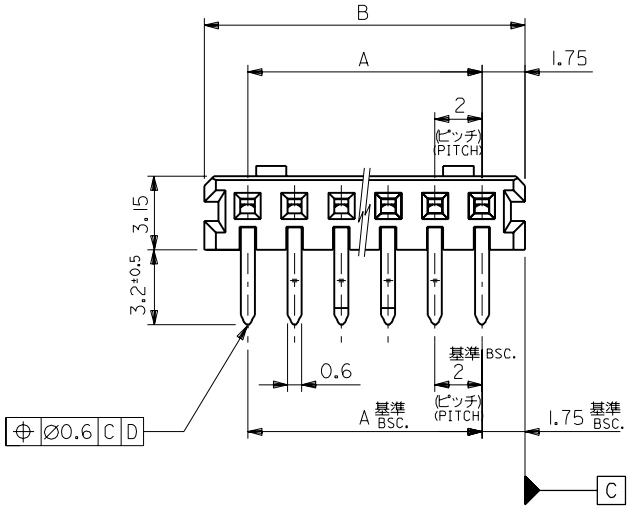

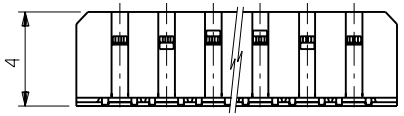

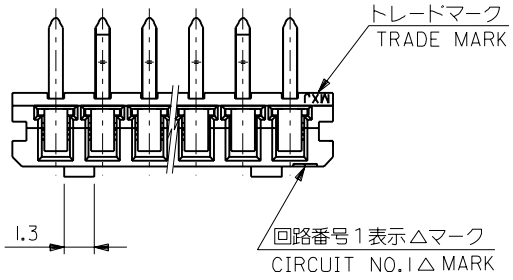

注記 NOTES

1. 材料 MATERIAL
   ハウジング：PBT（ガラス15%入り），UL94V-0
   HOUSING G.F.15%
   ターミナル：リン青銅、錫メッキ
   TERMINAL PHOS.BRO. PRE-TINNED
2. 嵌合相手：53290-**10,-**20
   MATES WITH
3. 各部のソリは0．2MAX.
   CAMBER; 0.2MAX.
4. キンクは、下記表の位置に付加。
   KINK TO BE APPLIED AS FOLLOWS.

（N：極数 CKT.）

極数 CKT. ＼ 回路番号 CKT. NO.	1	2	3	4	5	N-2	N-1	N
6極以上 MORE THAN 6 CKT.	—	a	b	—	—	b	a	—
5 極 5 CKT.	a	b	—	b	a			
4 極 4 CKT.	a	b	b	a				
3 極 3 CKT.	a	b	a					

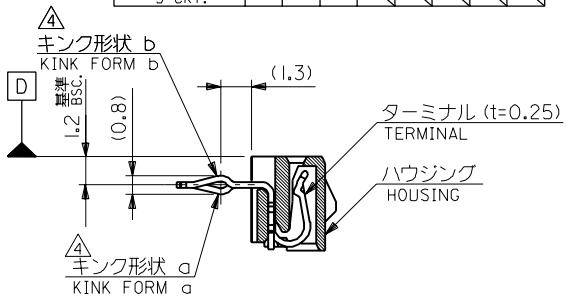

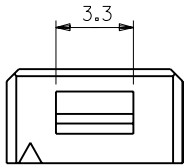

3極の場合
IN CASE OF 3 CIRCUIT HOUSING

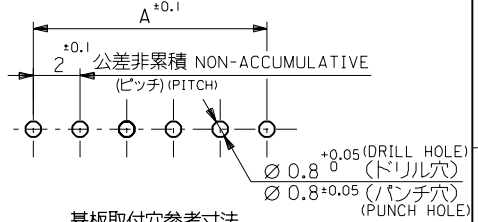

基板取付穴参考寸法
RECOMMENDED P.C.BOARD HOLE DIM.(REFERENCE)
（t＝1．6）

A	B		CKT.
41.5	38	52418-2010	20
39.5	36	-1910	19
37.5	34	-1810	18
35.5	32	-1710	17
33.5	30	-1610	16
31.5	28	-1510	15
29.5	26	-1410	14
27.5	24	-1310	13
25.5	22	-1210	12
23.5	20	-1110	11
21.5	18	-1010	10
19.5	16	-0910	9
17.5	14	-0810	8
15.5	12	-0710	7
13.5	10	-0610	6
11.5	8	-0510	5
9.5	6	-0410	4
7.5	4	52418-0310	3
B	A	ENG. NO.	極数 CKT.

角度 ANGLE	±3°
30 以上 OVER	±0.3
10 以上 30 未満 OVER 30 UNDER	±0.25
10 未満 UNDER	±0.2
一般公差 GENERAL TOLERANCES	

LTR	記号	変更内容 REVISION RECORD	DR. CHK.	日付 DATE
C	変更 REVISED	(J30969)	T.I M.F	'93/9/23
B	変更 REVISED	(J10812)	T.I	'91/9/27
A	変更 REVISED	(J00866)	T.I	'90/8/21
0	新規作成 RELEASED	(J00558)	S.A	'90/7/12

REVISE ONLY ON CAD SYSTEM

材料 MATERIAL	注記参照 SEE NOTES
仕上げ FINISH	//
適用電線範囲 WIRE RANGE	//
被覆外径 INS. RANGE	//
DRAWN. BY '90/7/11	S.AIHARA
CHK'D BY '93/9/23	T.ITO
APP'D BY '93/9/23	M.FUKUSHIMA
尺度 SCALE	//

MOLEX-JAPAN CO.,LTD. 日本モレックス株式会社

EDP. NO.

ENG. NO. SD-52418-**10 REV C

TITLE 名称 2.0 BOARD TO BOARD CONN. HOUSING ASS'Y (R/A)

A5218.S02 A

THIS DRAWING CONTAINS INFORMATION THAT IS PROPRIETARY TO MOLEX(JAPAN) AND SHOULD NOT BE USED WITHOUT WRITTEN PERMISSION
本図面は日本モレックス（株）の所有する情報を含むもので当社の許可なく複製を禁止する。

MXJ-8

ENG. NO SD-52418-**10
EDP NO.
:MM DIMENSIONS IN METRIC DO NOT SCALE DRAWING