This document was generated on 05/27/2010

PLEASE CHECK WWW.MOLEX.COM FOR LATEST PART INFORMATION

Part Number: 0050579704
Status: Active
Overview: cgrid__sl_products
Description: 2.54mm (.100") SL™ Crimp Housing, Single Row, Version N, TPA™ with Positive Latch, 4 Circuits

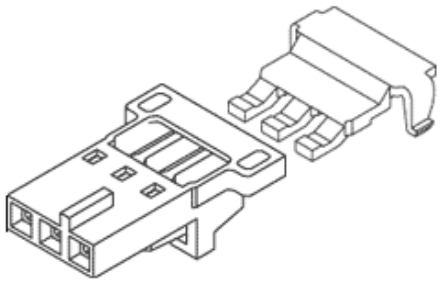

Series image - Reference only

Documents:

3D Model
Drawing (PDF)
Packaging Specification (PDF)
Product Specification PS-70400 (PDF)
RoHS Certificate of Compliance (PDF)

Agency Certification

CSA	LR19980
TUV	R72081037
UL	E29179

General

Product Family	Crimp Housings
Series	70066
Comments	Version N
Overview	cgrid__sl_products
Product Name	SL™

Physical

Circuits (maximum)	4
Color - Resin	Black
Flammability	94V-0
Gender	Female
Glow-Wire Compliant	No
Material - Resin	Polyester Alloy
Number of Rows	1
Packaging Type	Bag
Panel Mount	No
Pitch - Mating Interface (in)	0.100 In
Pitch - Mating Interface (mm)	2.54 mm
Stackable	No
Temperature Range - Operating	-40°C to +105°C

Material Info

Old Part Number	70066-0388

Reference - Drawing Numbers

Packaging Specification	PK-70066-100
Product Specification	PS-70400
Sales Drawing	SD-70066-386

EU RoHS
ELV and RoHS Compliant
REACH SVHC
Contains SVHC: No
Halogen-Free Status
Not Halogen-Free

China RoHS

Need more information on product environmental compliance?

Email productcompliance@molex.com
For a multiple part number RoHS Certificate of Compliance, click here

Please visit the Contact Us section for any non-product compliance questions.

Search Parts in this Series
70066Series

Mates With
70018 , 70543, 70545 , 70553 , 70555,

Use With
70058 , 71851 , 73838

This document was generated on 05/27/2010

PLEASE CHECK WWW.MOLEX.COM FOR LATEST PART INFORMATION

TERMINAL POSITION ASSURANCE (TPA) OPTION "N"

CKT SIZE	EDP. NUMBER	ENG. NUMBER	DIM. "A"	DIM. "B"	DIM. "C"
2	050-57-9702	70066-0386	(5.00) / .197	(2.54) / .100	(8.26) / .325
3	050-57-9703	70066-0387	(7.54) / .297	(5.08) / .200	(10.80) / .425
4	050-57-9704	70066-0388	(10.08) / .397	(7.62) / .300	(13.34) / .525
5	050-57-9705	70066-0389	(12.62) / .497	(10.16) / .400	(15.88) / .625
6	050-57-9706	70066-0390	(15.16) / .597	(12.70) / .500	(18.42) / .725
7	050-57-9707	70066-0391	(17.70) / .697	(15.24) / .600	(20.96) / .825
8	050-57-9708	70066-0392	(20.24) / .797	(17.78) / .700	(23.50) / .925

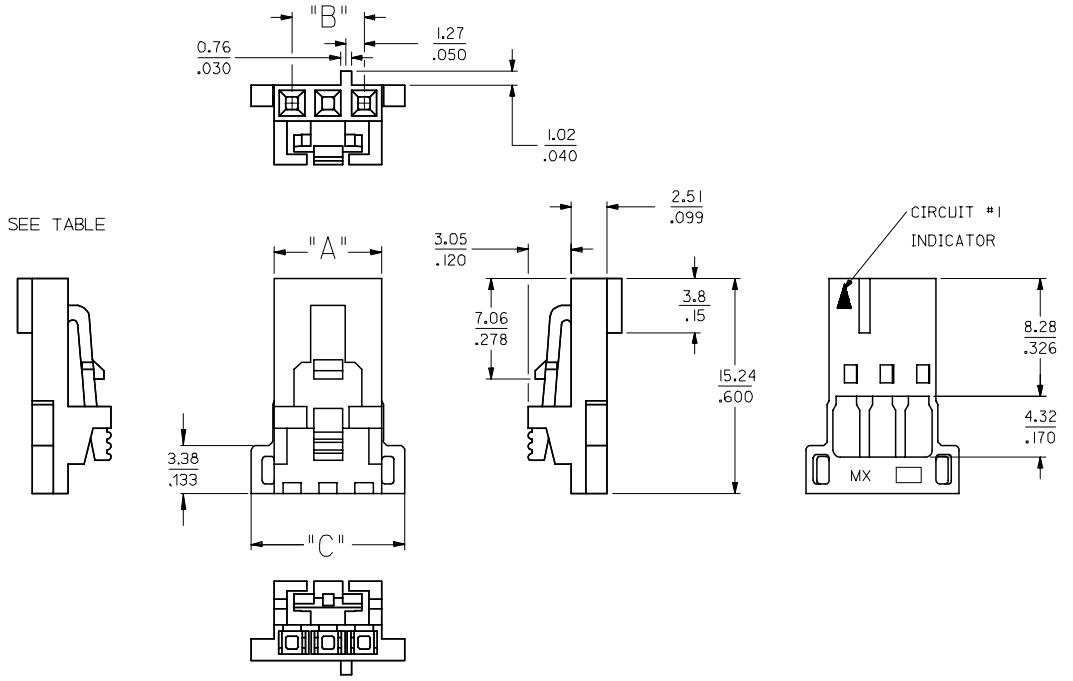

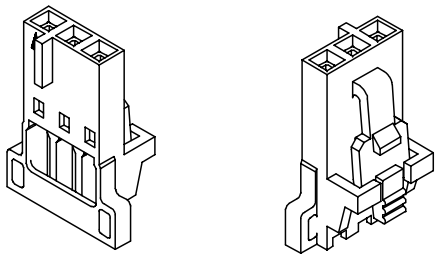

2 CKT CONFIGURATION 4 THRU 8 CKT CONFIGURATION

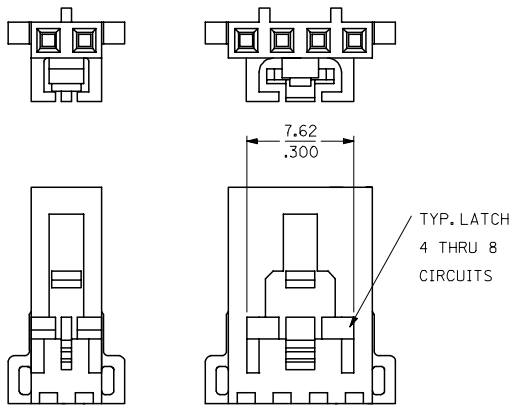

NOTES:

1) HOUSING, OPTION "N" FOR USE WITH TERMINAL RETENTION SUPPORT SERIES #73838 AND CONTACT SERIES NUMBERS 70058 AND 71851.
2) REFER TO CHART FOR AVAILABLE CIRCUIT SIZES.
3) MATERIAL: GLASS FILLED POLYESTER,,94V-0, COLOR; BLACK
4) PACKAGE PER PK-70066-100.

ADDED DIMENSION
EC NO: UCP2007-1403
DRWN:SDANNELLEY 2007/01/09
CH'KD:BBARKER 2007/01/15
APPR:SMILLER 2007/01/15
DESCRIPTION
REV
D

QUALITY SYMBOLS
▼=0
▽=0

GENERAL TOLERANCES (UNLESS SPECIFIED)

	mm	INCH
4 PLACES	± ---	± ---
3 PLACES	± ---	± .010
2 PLACES	± 0.25	± .015
1 PLACE	± 0.38	± ---
ANGULAR ±1/2°		

DRAFT WHERE APPLICABLE MUST REMAIN WITHIN DIMENSIONS

DIMENSION STYLE: MM/IN
SCALE: 4:1
DESIGN UNITS: METRIC
THIRD ANGLE PROJECTION

		DATE
DRAWN BY	REISDORF	12/23/1998
CHECKED BY	REISDORF	12/23/1998
APPROVED BY	BRINKMAN	12/23/1998

TITLE: HOUSING, SL CRIMP FOR TERMINAL POSITION ASSURANCE, SALES DRAWING

MOLEX INCORPORATED

MATERIAL NO.: SEE TABLE
DOCUMENT NO.: SD-70066-386
SHEET NO.: 1 OF 1
SIZE: C

THIS DRAWING CONTAINS INFORMATION THAT IS PROPRIETARY TO MOLEX INCORPORATED AND SHOULD NOT BE USED WITHOUT WRITTEN PERMISSION