This document was generated on 05/24/2010

PLEASE CHECK WWW.MOLEX.COM FOR LATEST PART INFORMATION

Part Number: 0452801453
Status: Active
Overview: microfit_30
Description: 3.00mm (.118") Pitch Micro-Fit 3.0 BMI CPI™ Compliant Pin Header, Blind Mate Interface, Dual Row, Vertical, 14 Circuits, PA Polyamide Nylon 4/6, UL 94V-0, 0.76µm (30µ") Gold (Au) Selective Contact Plating, Tin (Sn) Tail Plating

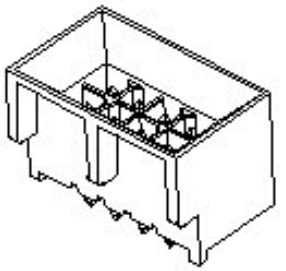

Series image - Reference only

Documents:

- 3D Model
- Drawing (PDF)
- Product Specification PS-44300-001 (PDF)
- RoHS Certificate of Compliance (PDF)

Agency Certification

CSA	LR19980
TUV	R72081037
UL	E29179

General

Product Family	PCB Headers
Series	45280
Application	Board-to-Board, Wire-to-Board
Application Tooling Part Link	622008400
Overview	microfit_30
Product Literature Order No	USA-106
Product Name	Micro-Fit 3.0 BMI CPI™

Physical

Breakaway	No
Circuits (Loaded)	14
Circuits (maximum)	14
Color - Resin	Black
Durability (mating cycles max)	30
Flammability	94V-0
Glow-Wire Compliant	No
Guide to Mating Part	Yes
Lock to Mating Part	None
Material - Metal	High Performance Alloy (HPA)
Material - Plating Mating	Gold
Material - Plating Termination	Tin
Material - Resin	High Temperature Thermoplastic
Number of Rows	2
Orientation	Vertical
PC Tail Length (in)	0.189 In
PC Tail Length (mm)	4.80 mm
PCB Locator	Yes
PCB Retention	Yes
Packaging Type	Tray
Pitch - Mating Interface (in)	0.118 In
Pitch - Mating Interface (mm)	3.00 mm
Plating min: Mating (µin)	30
Plating min: Mating (µm)	0.75
Plating min: Termination (µin)	100
Plating min: Termination (µm)	2.5
Polarized to Mating Part	Yes
Polarized to PCB	Yes
Shrouded	Fully
Stackable	No

EU RoHS
ELV and RoHS Compliant
REACH SVHC
Contains SVHC: No
Halogen-Free Status
Not Halogen-Free

China RoHS

Need more information on product environmental compliance?

Email productcompliance@molex.com
For a multiple part number RoHS Certificate of Compliance, click here

Please visit the Contact Us section for any non-product compliance questions.

Search Parts in this Series
45280Series

Mates With
44133-1400 Panel Mount Receptacle,
44769-1403 Vertical Receptacle Header,
44764-1403 Right Angle Receptacle Header

Application Tooling | **FAQ**

Tooling specifications and manuals are found by selecting the products below. Crimp Height Specifications are then contained in the Application Tooling Specification document.

Global

Description	Product #
Micro-Fit™ Compliant Pin Insertion Flat Rock Tool	0622008400

Surface Mount Compatible (SMC)	No
Temperature Range - Operating	-40°C to +105°C
Termination Interface: Style	Through Hole - Compliant Pin

Electrical

Current - Maximum per Contact	5A
Voltage - Maximum	250V

Material Info

Reference - Drawing Numbers

Packaging Specification	PK-45280-002
Product Specification	PS-44300-001, RPS-44300-001
Sales Drawing	SD-45280-002
Test Summary	TS-45280-001

This document was generated on 05/24/2010

PLEASE CHECK WWW.MOLEX.COM FOR LATEST PART INFORMATION

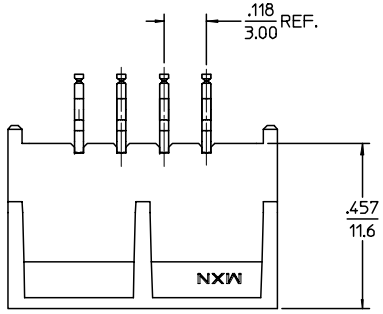

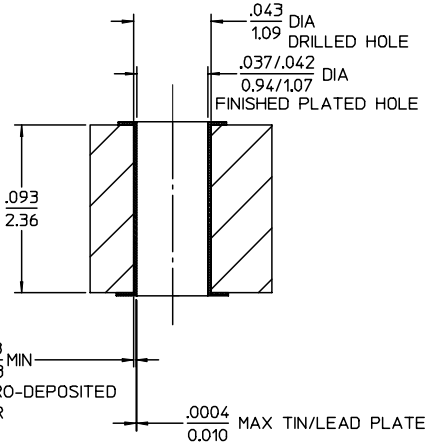

SECTION Z-Z

SCALE : 20/1

CIRCUIT SIZE	DIM. -A-	DIM. -B-	DIM. -C-
04	.512/13.00	.118/3.00	.472/12.00
06	.630/16.00	.236/6.00	.590/15.00
08	.748/19.00	.354/9.00	.709/18.00
10	.866/22.00	.472/12.00	.827/21.00
12	.984/25.00	.590/15.00	.945/24.00
14	1.102/28.00	.709/18.00	1.063/27.00
16	1.220/31.00	.827/21.00	1.181/30.00
18	1.338/34.00	.945/24.00	1.299/33.00
20	1.457/37.00	1.063/27.00	1.417/36.00
22	1.575/40.00	1.181/30.00	1.535/39.00
24	1.693/43.00	1.299/33.00	1.653/42.00

MATERIAL NUMBER	CIRCUIT SIZE	PLATING OPTION
452800452	04	B
452800453	04	A
452800652	06	B
452800653	06	A
452800852	08	B
452800853	08	A
452801052	10	B
452801053	10	A
452801252	12	B
452801253	12	A
452801452	14	B
452801453	14	A
452801652	16	B
452801653	16	A
452801852	18	B
452801853	18	A
452802052	20	B
452802053	20	A
452802252	22	B
452802253	22	A
452802452	24	B
452802453	24	A

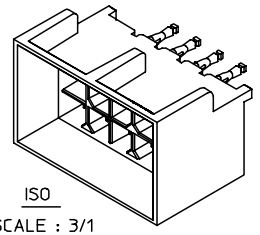

SCALE : 3/1

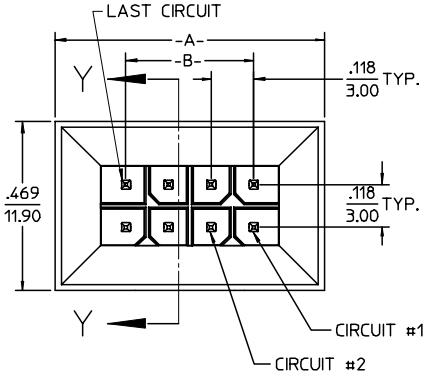

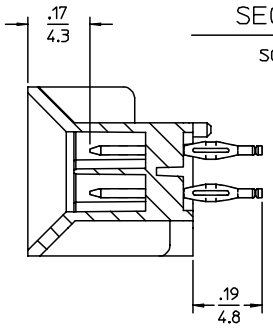

SECTION Y-Y

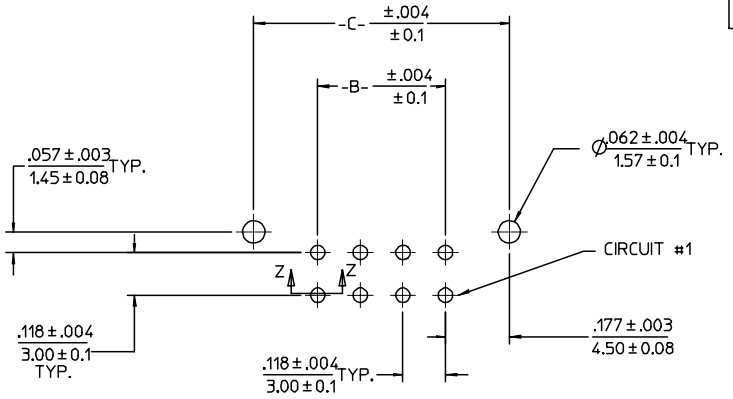

RECOMMENDED PCB LAYOUT
(COMPONENT SIDE)
RECOMMENDED PCB THICKNESS .093/2.36 MIN.

NOTES:

1. MATERIALS:
   HOUSING: GLASS FILLED NYLON, UL94V-0, COLOR: BLACK.
   TERMINALS: COPPER ALLOY.
2. FINISH:
   A= .000030/(0.00075) MIN. GOLD IN SELECTIVE AREA AND .00010/(0.0025) MIN TIN ON PCB TAILS BOTH OVER .000050/(0.0013) NICKEL OVERALL.
   B= .000015/(0.00038) MIN. GOLD IN SELECTIVE AREA AND .00010/(0.0025) MIN TIN ON PCB TAILS BOTH OVER .000050/(0.0013) NICKEL OVERALL.
3. PRODUCT SPECIFICATION: PS-44300-001
4. PACKAGING SPECIFICATION: PK-45280-002.
5. THIS ASSEMBLY MATES WITH MOLEX BMI PANEL MOUNT RECEPTACLE
   (SEE DRAWING SD-44133-001) WITH FEMALE CRIMP TERMINAL
   (SEE DRAWING SD-43030-****) AND BMI RECEPTACLE HEADERS
   (SEE DRAWING SD-44764-001 OR SD-44769-001).
6. THIS HEADER REQUIRES A MOLEX INSERTION TOOL (62200-8400) TO PROPERLY INSTALL IT TO THE PCB.

UPDATE PK SPEC
EC NO: UCP2006-2769
DRWN:PRIDDER 2006/07/21
CHKD:SSOUSEK 2006/07/21
APPR:FSMITH 2006/07/31
DESCRIPTION
REV: B

QUALITY SYMBOLS
▼=0
▽=0

GENERAL TOLERANCES (UNLESS SPECIFIED)

	mm	INCH
4 PLACES	± ---	± ---
3 PLACES	± ---	± .010
2 PLACES	± 0.25	± .015
1 PLACE	± 0.38	± ---
ANGULAR ±1/2°		

DRAFT WHERE APPLICABLE MUST REMAIN WITHIN DIMENSIONS

DIMENSION STYLE: IN/MM
SCALE: 4:1
DESIGN UNITS: METRIC
THIRD ANGLE PROJECTION

DRAWN BY: RHOLTS DATE: 2004/07/20
CHECKED BY: LSCHMIDT DATE: 2004/07/20
APPROVED BY: FSMITH DATE: 2004/0720

TITLE: MICRO-FIT (3.0) DUAL ROW VERTICAL BMI CPI HEADER-ASSY, LEAD-FREE

MOLEX INCORPORATED

MATERIAL NO.: SEE CHART
DOCUMENT NO.: SD-45280-002
SHEET NO.: 1 OF 1
SIZE: C

THIS DRAWING CONTAINS INFORMATION THAT IS PROPRIETARY TO MOLEX INCORPORATED AND SHOULD NOT BE USED WITHOUT WRITTEN PERMISSION