This document was generated on 04/14/2010

PLEASE CHECK WWW.MOLEX.COM FOR LATEST PART INFORMATION

Part Number: 0448120022

Status: Active

Description: 2.54mm (.100") Pitch KK® PC Board Receptacle, Top and Bottom Entry, Low Profile, 0.38µm (15µ") Gold (Au), 4 Circuits

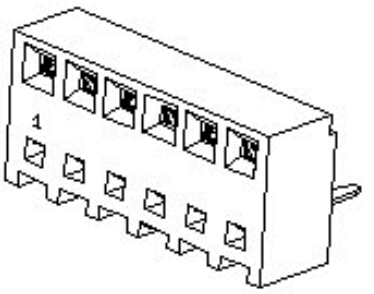

Series image - Reference only

Documents:

3D Model
Drawing (PDF)
Product Specification PS-44812-001 (PDF)
RoHS Certificate of Compliance (PDF)

Agency Certification

CSA	LR19980
UL	E29179

General

Product Family	PCB Receptacles
Series	44812
Application	Board-to-Board
Product Name	KK®

Physical

Circuits (Loaded)	4
Color - Resin	Black
Durability (mating cycles max)	25
Flammability	94V-0
Glow-Wire Compliant	No
Material - Metal	High Performance Alloy (HPA)
Material - Plating Mating	Gold
Material - Plating Termination	Tin
Material - Resin	High Temperature Thermoplastic
Number of Rows	1
Orientation	Vertical
PCB Locator	No
PCB Retention	None
PCB Thickness Recommended (in)	0.062 In, 0.093 In
PCB Thickness Recommended (mm)	1.60 mm, 2.40 mm
Packaging Type	Tube
Pitch - Mating Interface (in)	0.100 In
Pitch - Mating Interface (mm)	2.54 mm
Plating min: Mating (µin)	15
Plating min: Mating (µm)	0.375
Plating min: Termination (µin)	100
Plating min: Termination (µm)	2.5
Polarized to PCB	No
Surface Mount Compatible (SMC)	Yes
Temperature Range - Operating	-40°C to +105°C
Termination Interface: Style	Through Hole

Electrical

Current - Maximum per Contact	5A
Voltage - Maximum	250V

Solder Process Data

Duration at Max. Process Temperature (seconds)	5
Lead-free Process Capability	Wave Capable (TH only)
Max. Cycles at Max. Process Temperature	1
Process Temperature max. C	250

EU RoHS
ELV and RoHS Compliant
REACH SVHC
Contains SVHC: No
Halogen-Free Status
Not Halogen-Free

China RoHS

Need more information on product environmental compliance?

Email productcompliance@molex.com
For a multiple part number RoHS Certificate of Compliance, click here

Please visit the Contact Us section for any non-product compliance questions.

Search Parts in this Series
44812Series

Mates With
42153 , 4094 , 42376 , 42375 , 42377 , 42152 , 40 30

Material Info

Reference - Drawing Numbers

Product Specification	PS-44812-001
Sales Drawing	SD-44812-001

This document was generated on 04/14/2010

PLEASE CHECK WWW.MOLEX.COM FOR LATEST PART INFORMATION

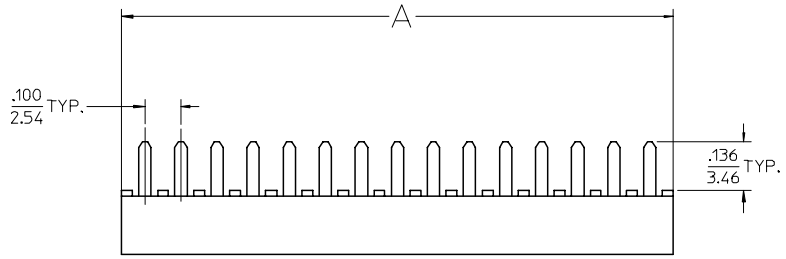

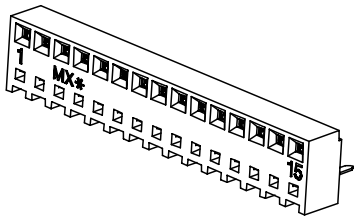

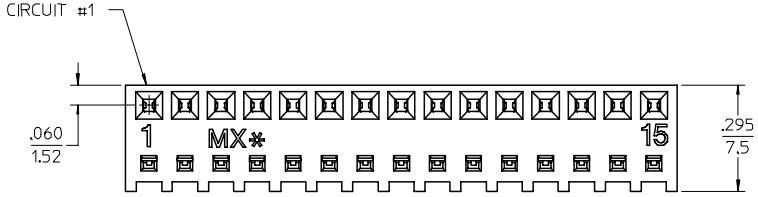

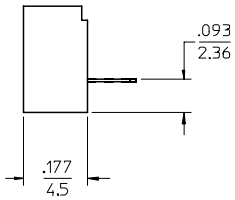

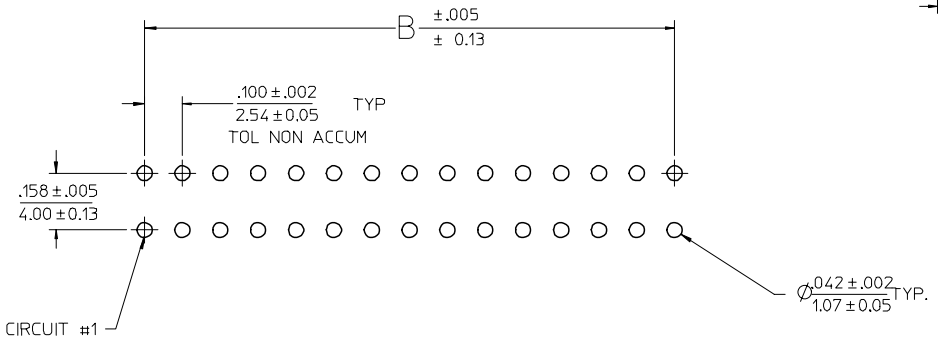

PCB LAYOUT : COMPONENT SIDE SHOWN
RECOMMENDED PCB THK: .062/1.57

CKTS	DIM A	DIM B
2	.230 5.84	.100 2.54
3	.330 8.38	.200 5.08
4	.430 10.92	.300 7.62
5	.530 13.46	.400 10.16
6	.630 16.00	.500 12.70
7	.730 18.54	.600 15.24
8	.830 21.08	.700 17.78
9	.930 23.62	.800 20.32
10	1.030 26.16	.900 22.86
11	1.130 28.70	1.000 25.40
12	1.230 31.24	1.100 27.94
13	1.330 33.78	1.200 30.48
14	1.430 36.32	1.300 33.02
15	1.530 38.86	1.400 35.56
16	1.630 41.40	1.500 38.10

NOTES :
1. MATERIAL -
   HOUSING : HIGH TEMP NYLON, GLASS-FILLED, UL94V-0, COLOR - BLACK
   TERMINAL : MODIFIED TIN/BRASS ALLOY
2. FINISH - (SEE CHART)
   A-TIN: .000200/(0.00508) MINIMUM
   B-SELECT GOLD: .000015/(0.00038) MIN., SELECT TIN: .000100/(0.00254) MIN., OVER NICKEL
   C-SELECT GOLD: .000030/(0.00076) MIN., SELECT TIN: .000100/(0.00254) MIN., OVER NICKEL

* THE PRIMARY SHIPPING CARTON WILL BE LABELED "COMPLIANT TO RoHS DIRECTIVE 2002/95/EC AND ELV ANNEX II OF DIRECTIVE 2000/53/EC". CARTONS WITHOUT THIS LABEL MAY CONTAIN TIN/LEAD.

3. PRODUCT SPECIFICATION : PS-44812-001
4. PACKAGING SPECIFICATION : TRAY PACK PER PK-44812-001
5. 15 CIRCUIT PART SHOWN SEE SHEET 2 FOR OTHER CIRCUIT SIZES.

UPDATE FINISH
EC NO: UCP2006-2178 2006/03/17
DRWN:PRIDDER 2006/03/21
CHKD:ADERR 2006/03/22
APPR:FSMITH
DESCRIPTION
REV
D1

QUALITY SYMBOLS
▼=0
▽=0

GENERAL TOLERANCES (UNLESS SPECIFIED)

	mm	INCH
4 PLACES	± ---	± ---
3 PLACES	± ---	± .010
2 PLACES	± 0.25	± .015
1 PLACE	± 0.38	± ---
ANGULAR ±1/2°		

DRAFT WHERE APPLICABLE MUST REMAIN WITHIN DIMENSIONS

DIMENSION STYLE: IN/MM
SCALE: 4:1
DESIGN UNITS: INCH
THIRD ANGLE PROJECTION

DRAWN BY	MUELLER	DATE 2001/09/22
CHECKED BY	MUELLER	DATE 2001/09/23
APPROVED BY	MARGULIS	DATE 2001/09/24

TITLE: KK 100 PCB CONN ASSY LOW PROFILE

MOLEX INCORPORATED

MATERIAL NO.: SEE CHART
DOCUMENT NO.: SD-44812-001
SHEET NO.: 1 OF 2
SIZE: C

THIS DRAWING CONTAINS INFORMATION THAT IS PROPRIETARY TO MOLEX INCORPORATED AND SHOULD NOT BE USED WITHOUT WRITTEN PERMISSION

FINISH: A (TIN)	
CKTS	MATERIAL NO.
2	44812-0002
3	44812-0003
4	44812-0004
5	44812-0005
6	44812-0006
7	44812-0007
8	44812-0008
9	44812-0009
10	44812-0010
11	44812-0011
12	44812-0012
13	44812-0013
14	44812-0014
15	44812-0015
16	44812-0016

FINISH: B (15 GOLD)	
CKTS	MATERIAL NO.
2	44812-0020
3	44812-0021
4	44812-0022
5	44812-0023
6	44812-0024
7	44812-0025
8	44812-0026
9	44812-0027
10	44812-0028
11	44812-0029
12	44812-0030
13	44812-0031
14	44812-0032
15	44812-0033
16	44812-0034

FINISH: C (30 GOLD)	
CKTS	MATERIAL NO.
2	44812-0040
3	44812-0041
4	44812-0042
5	44812-0043
6	44812-0044
7	44812-0045
8	44812-0046
9	44812-0047
10	44812-0048
11	44812-0049
12	44812-0050
13	44812-0051
14	44812-0052
15	44812-0053
16	44812-0054

UPDATE FINISH
EC NO: UCP2006-2178 2006/03/17
DRWN:PRIDDER 2006/03/21
CH'KD:ADERR 2006/03/22
APPR:FSMITH
DESCRIPTION
REV
D1

QUALITY SYMBOLS
▼=0
▽=0

GENERAL TOLERANCES (UNLESS SPECIFIED)

	mm	INCH
4 PLACES	± ---	± ---
3 PLACES	± ---	± .010
2 PLACES	± 0.25	± .015
1 PLACE	± 0.38	± ---
ANGULAR ±1/2°		

DRAFT WHERE APPLICABLE MUST REMAIN WITHIN DIMENSIONS

DIMENSION STYLE: IN/MM
SCALE: 1:1
DESIGN UNITS: INCH
THIRD ANGLE PROJECTION

DRAWN BY: MUELLER DATE: 2001/09/22
CHECKED BY: MUELLER DATE: 2001/09/23
APPROVED BY: MARGULIS DATE: 2001/09/24

TITLE: KK 100 PCB CONN ASSY LOW PROFILE

molex MOLEX INCORPORATED

MATERIAL NO.: SEE CHART
DOCUMENT NO.: SD-44812-001
SHEET NO.: 2 OF 2
SIZE: C

THIS DRAWING CONTAINS INFORMATION THAT IS PROPRIETARY TO MOLEX INCORPORATED AND SHOULD NOT BE USED WITHOUT WRITTEN PERMISSION