molex
one company > a world of innovation

This document was generated on 05/24/2010

PLEASE CHECK WWW.MOLEX.COM FOR LATEST PART INFORMATION

Part Number: 0442060002
Status: Active
Overview: minifit_jr
Description: 4.20mm (.165") Pitch Mini-Fit Jr.™ Header, Dual Row, Vertical, with 11.90mm (.469") Locking Ramp, 24 Circuits, without Snap-in Platistic Pegs

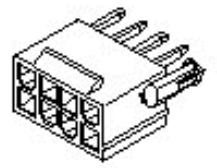

Series image - Reference only

Documents:
3D Model
Drawing (PDF)
RoHS Certificate of Compliance (PDF)

General

Product Family	PCB Headers
Series	44206
Application	Wire-to-Board
Comments	Current = 13A max. per circuit when header is mated to a receptacle loaded with 45750 Mini-Fit Plus HCS™ Crimp Terminal Crimpted to to 16 AWG wire. . See Molex product specification PS-45750-001 for additional current de-rating information.
Overview	minifit_jr
Product Name	Mini-Fit Jr.™

Physical

Breakaway	No
Circuits (Loaded)	24
Circuits (maximum)	24
Color - Resin	Natural
Durability (mating cycles max)	30
First Mate / Last Break	No
Glow-Wire Compliant	No
Guide to Mating Part	Yes
Keying to Mating Part	Yes
Lock to Mating Part	Yes
Material - Metal	Brass
Material - Plating Mating	Tin
Material - Plating Termination	Tin
Material - Resin	Nylon
Number of Rows	2
Orientation	Vertical
PC Tail Length (in)	0.130 In
PC Tail Length (mm)	3.30 mm
PCB Locator	Yes
PCB Retention	Yes
PCB Thickness Recommended (in)	0.070 In
PCB Thickness Recommended (mm)	1.80 mm
Packaging Type	Tray
Pitch - Mating Interface (in)	0.165 In
Pitch - Mating Interface (mm)	4.20 mm
Plating min: Mating (µin)	35
Plating min: Mating (µm)	0.88
Plating min: Termination (µin)	35
Plating min: Termination (µm)	0.88
Polarized to PCB	Yes
Shrouded	Fully
Stackable	No
Surface Mount Compatible (SMC)	No

EU RoHS
ELV and RoHS Compliant
REACH SVHC
Contains SVHC: No
Halogen-Free Status
Not Reviewed

China RoHS

Need more information on product environmental compliance?

Email productcompliance@molex.com
For a multiple part number RoHS Certificate of Compliance, click here

Please visit the Contact Us section for any non-product compliance questions.

Search Parts in this Series
44206Series

Mates With
5557 Mini-Fit Jr.™ Receptacle Housing

Temperature Range - Operating	-40°C to +105°C
Termination Interface: Style	Through Hole

Electrical

Current - Maximum per Contact	13A
Voltage - Maximum	600V

Material Info

Reference - Drawing Numbers

Sales Drawing	SDA-44206-001

This document was generated on 05/24/2010

PLEASE CHECK WWW.MOLEX.COM FOR LATEST PART INFORMATION

MATERIAL NUMBER	CKT SIZE	DRAIN HOLES	MOUNTING OPTION	FINISH	HOUSING MATERIAL
44206-0001	24 CKT.	WITH	BOTH PEGS	A	A
44206-0002	24 CKT.	WITH	NO PEGS	A	A
44206-0003	8 CKT.	WITH	BOTH PEGS	A	A
44206-0004	8 CKT.	WITH	PEG 1 ONLY	A	A
44206-0005	8 CKT.	WITH	PEG 2 ONLY	A	A
44206-0006	8 CKT.	WITH	NO PEGS	A	A
44206-0007	24 CKT.	WITH	PEG 2 ONLY	A	A

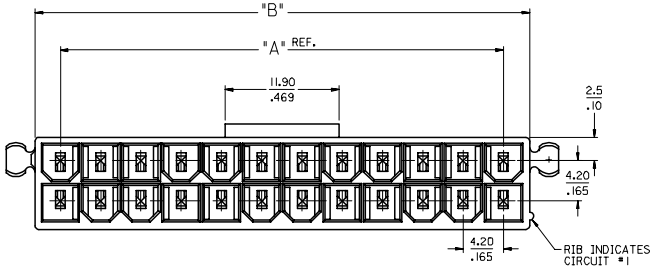

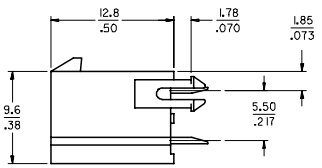

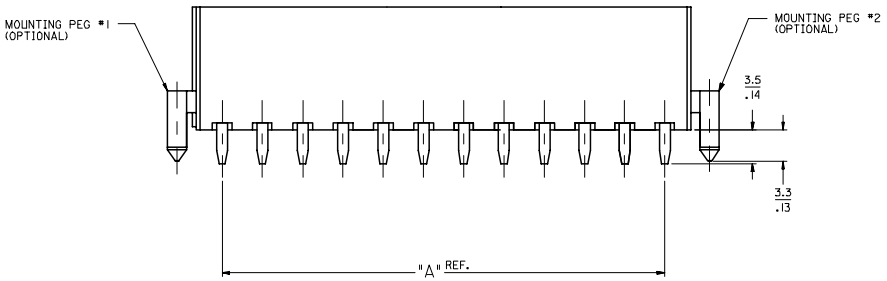

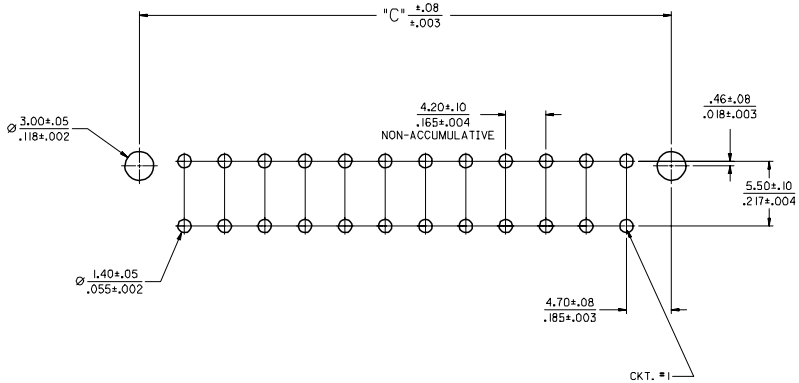

RECOMMENDED HOLE LAYOUT FOR .070/(1.78) MAX. THICK P. C. BOARD

(SEE NOTE 6)

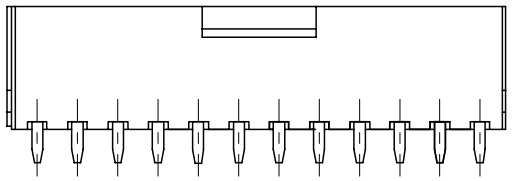

44206 SERIES

(SHOWN WITHOUT MOUNTING PEGS)

NOTES:

1) HOUSING MATERIAL:
   A - NYLON 6/6, U.L. 94V-2,
   COLOR: NATURAL.
   B - NYLON 6/6, U.L. 94V-0,
   COLOR: NATURAL.
   TERMINAL MATERIAL: BRASS ALLOY 260

2) FINISH
   A - .000035/(.00090) MIN. BRIGHT TIN OVER .000020/(.00050) MIN. COPPER.
   *B - .000030/(.00076) MIN. SELECT GOLD AND .000100/(.00254) MIN. SELECT MATTE TIN. OVER .000050/(.00127) MIN. NICKEL OVERALL.
   *C - .000015/(.00038) MIN. SELECT GOLD AND .000100/(.00254) MIN. SELECT MATTE TIN. OVER .000050/(.00127) MIN. NICKEL OVERALL.
   D - .000100/(.00254) MIN. BRIGHT TIN OVER .000050/(.00127) MIN. NICKEL.

*THE PRIMARY SHIPPING CARTON WILL BE LABELED "COMPLIANT TO RoHS DIRECTIVE 2002/95/EC AND ELV ANNEX II OF DIRECTIVE 2000/53/EC". CARTONS WITHOUT THIS LABEL MAY CONTAIN PRODUCT WITH TIN-LEAD PLATING.

3) PRODUCT SPECIFICATION AND PROCESSING PARAMTERS: SEE: PS-5556-0001.

4) PART MATES WITH MIN.I-FIT JR. RECEPTACLE #5557.

5) MOUNTING OPTIONS: SEE CHART

6) LOCATION OF 3.00/(.118) DIA. HOLES ON P.C. BOARD IS FOR OPTIOINAL PEGS.

7) CONNECTOR ASSEMBLIES ARE NOT TO BE MATED OR UNMATED WHILE CIRCUITS ARE LIVE.

8) CONNECTORS ARE NOT TO BE MATED OR UN-MATED WHILE CIRCUITS ARE LIVE.

CIRCUIT SIZE	DIM. "A"	DIM. "B"	DIM. "C"
8	.50 (12.6)	.71 (18.0)	.866 (22.00)
10	.66 (16.8)	.87 (22.2)	1.031 (26.20)
12	.83 (21.0)	1.04 (26.4)	1.197 (30.40)
14	.99 (25.2)	1.20 (30.6)	1.362 (34.60)
16	1.16 (29.4)	1.37 (34.8)	1.528 (38.80)
18	1.32 (33.6)	1.54 (39.0)	1.693 (43.00)
20	1.49 (37.8)	1.70 (43.2)	1.858 (47.20)
22	1.65 (42.0)	1.87 (47.4)	2.024 (51.40)
24	1.82 (46.2)	2.03 (51.6)	2.189 (55.60)

TRANSF. DESIGN CONTROL
EC NO: UCP2005-2452
DRWN: C.STEWART 2005/05/09
CHKD: GPOLGAR 2005/05/11
APPR: YMARGULI 2005/05/16
DESCRIPTION
REV: C

QUALITY SYMBOLS
▼=0
▽=0

GENERAL TOLERANCES (UNLESS SPECIFIED)

	mm	INCH
4 PLACES	± ---	± ---
3 PLACES	± ---	± .005
2 PLACES	± 0.13	± .01
1 PLACE	± 0.25	± ---
ANGULAR ±1/2°		

DRAFT WHERE APPLICABLE MUST REMAIN WITHIN DIMENSIONS

DIMENSION STYLE: MM/IN
SCALE: 4:1
DESIGN UNITS: METRIC
THIRD ANGLE PROJECTION

DRAWN BY: L.MOSLEY DATE: 07/03/98
CHECKED BY: BANDURA DATE: 07/03/98
APPROVED BY: EDGLEY DATE: 07/03/98
MATERIAL NO.: SEE CHART

TITLE: MINI-FIT JR. VERTICAL HEADER ASSEMBLY W/WO PEGS, WITH DRAIN HOLES

molex MOLEX INCORPORATED

DOCUMENT NO.: SDA-44206-001
SHEET NO.: 1 OF 1
SIZE: D

THIS DRAWING CONTAINS INFORMATION THAT IS PROPRIETARY TO MOLEX INCORPORATED AND SHOULD NOT BE USED WITHOUT WRITTEN PERMISSION