molex
one company > a world of innovation

This document was generated on 05/24/2010

# PLEASE CHECK WWW.MOLEX.COM FOR LATEST PART INFORMATION

**Part Number:** 0442060001
**Status:** Active
**Overview:** minifit_jr
**Description:** 4.20mm (.165") Pitch Mini-Fit Jr.™ Header, Dual Row, Vertical, with 11.90mm (.469") Locking Ramp, 24 Circuits, with Both Snap-in Platistic Pegs

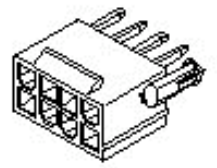

*Series image - Reference only*

**Documents:**
3D Model
Drawing (PDF)
RoHS Certificate of Compliance (PDF)

## General

| | |
|---|---|
| Product Family | PCB Headers |
| Series | 44206 |
| Application | Wire-to-Board |
| Comments | Current = 13A max. per circuit when header is mated to a receptacle loaded with 45750 Mini-Fit Plus HCS™ Crimp Terminal Crimpted to to 16 AWG wire. . See Molex product specification PS-45750-001 for additional current de-rating information. |
| Overview | minifit_jr |
| Product Name | Mini-Fit Jr.™ |

## Physical

| | |
|---|---|
| Breakaway | No |
| Circuits (Loaded) | 24 |
| Circuits (maximum) | 24 |
| Color - Resin | Natural |
| Durability (mating cycles max) | 30 |
| First Mate / Last Break | No |
| Glow-Wire Compliant | No |
| Guide to Mating Part | Yes |
| Keying to Mating Part | Yes |
| Lock to Mating Part | Yes |
| Material - Metal | Brass |
| Material - Plating Mating | Tin |
| Material - Plating Termination | Tin |
| Material - Resin | Nylon |
| Number of Rows | 2 |
| Orientation | Vertical |
| PC Tail Length (in) | 0.130 In |
| PC Tail Length (mm) | 3.30 mm |
| PCB Locator | Yes |
| PCB Retention | Yes |
| PCB Thickness Recommended (in) | 0.070 In |
| PCB Thickness Recommended (mm) | 1.80 mm |
| Packaging Type | Tray |
| Pitch - Mating Interface (in) | 0.165 In |
| Pitch - Mating Interface (mm) | 4.20 mm |
| Plating min: Mating (µin) | 35 |
| Plating min: Mating (µm) | 0.88 |
| Plating min: Termination (µin) | 35 |
| Plating min: Termination (µm) | 0.88 |
| Polarized to PCB | Yes |
| Shrouded | Fully |
| Stackable | No |
| Surface Mount Compatible (SMC) | No |

**EU RoHS**
**ELV and RoHS Compliant**
**REACH SVHC**
Not Reviewed
**Halogen-Free Status**
**Not Reviewed**

**China RoHS**

**Need more information on product environmental compliance?**

Email productcompliance@molex.com
For a multiple part number RoHS Certificate of Compliance, click here

Please visit the Contact Us section for any non-product compliance questions.

**Search Parts in this Series**
44206Series

**Mates With**
5557 Mini-Fit Jr.™ Receptacle Housing

| | |
|---|---|
| Temperature Range - Operating | -40°C to +105°C |
| Termination Interface: Style | Through Hole |

## Electrical

| | |
|---|---|
| Current - Maximum per Contact | 13A |
| Voltage - Maximum | 600V |

## Material Info

## Reference - Drawing Numbers

| | |
|---|---|
| Sales Drawing | SDA-44206-001 |

This document was generated on 05/24/2010

**PLEASE CHECK WWW.MOLEX.COM FOR LATEST PART INFORMATION**

| MATERIAL NUMBER | CKT SIZE | DRAIN HOLES | MOUNTING OPTION | FINISH | HOUSING MATERIAL |
|---|---|---|---|---|---|
| 44206-0001 | 24 CKT. | WITH | BOTH PEGS | A | A |
| 44206-0002 | 24 CKT. | WITH | NO PEGS | A | A |
| 44206-0003 | 8 CKT. | WITH | BOTH PEGS | A | A |
| 44206-0004 | 8 CKT. | WITH | PEG 1 ONLY | A | A |
| 44206-0005 | 8 CKT. | WITH | PEG 2 ONLY | A | A |
| 44206-0006 | 8 CKT. | WITH | NO PEGS | A | A |
| 44206-0007 | 24 CKT. | WITH | PEG 2 ONLY | A | A |

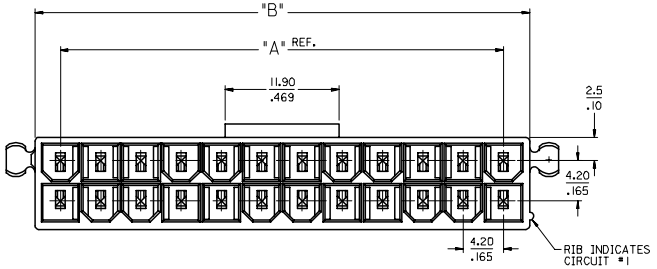


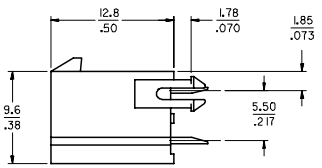


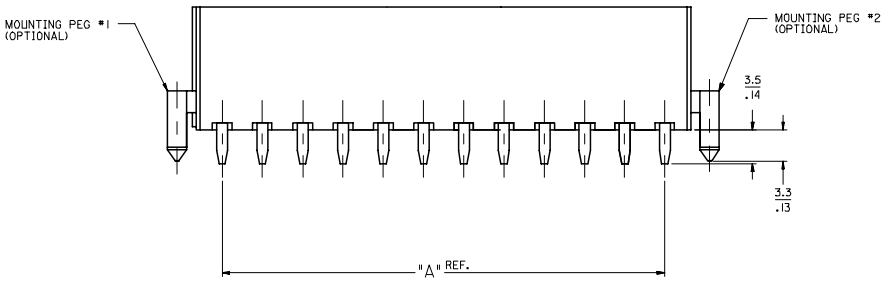


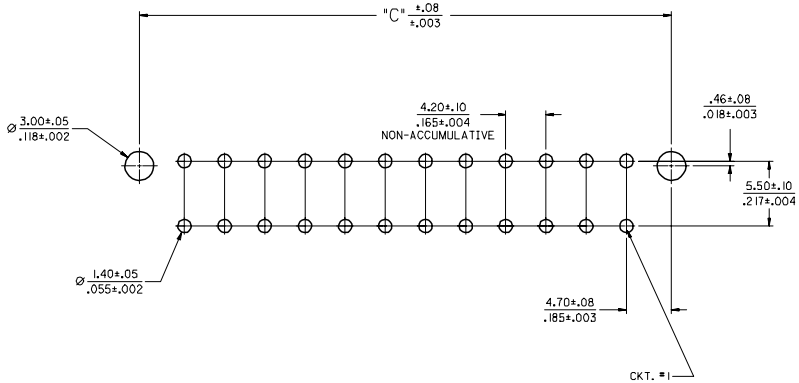


RECOMMENDED HOLE LAYOUT FOR .070/(1.78) MAX. THICK P. C. BOARD

(SEE NOTE 6)

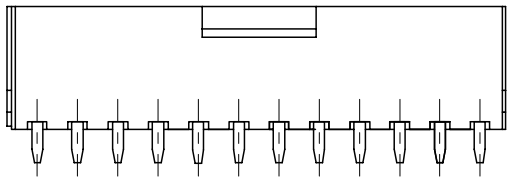

44206 SERIES

(SHOWN WITHOUT MOUNTING PEGS)

NOTES:

1) HOUSING MATERIAL:
   A - NYLON 6/6, U.L. 94V-2,
   COLOR: NATURAL.
   B - NYLON 6/6, U.L. 94V-0,
   COLOR: NATURAL.
   TERMINAL MATERIAL: BRASS ALLOY 260

2) FINISH
   A - .000035/(.00090) MIN. BRIGHT TIN OVER .000020/(.00050) MIN. COPPER.
   *B - .000030/(.00076) MIN. SELECT GOLD AND .000100/(.00254) MIN. SELECT MATTE TIN. OVER .000050/(.00127) MIN. NICKEL OVERALL.
   *C - .000015/(.00038) MIN. SELECT GOLD AND .000100/(.00254) MIN. SELECT MATTE TIN. OVER .000050/(.00127) MIN. NICKEL OVERALL.
   D - .000100/(.00254) MIN. BRIGHT TIN OVER .000050/(.00127) MIN. NICKEL.

*THE PRIMARY SHIPPING CARTON WILL BE LABELED "COMPLIANT TO RoHS DIRECTIVE 2002/95/EC AND ELV ANNEX II OF DIRECTIVE 2000/53/EC". CARTONS WITHOUT THIS LABEL MAY CONTAIN PRODUCT WITH TIN-LEAD PLATING.

3) PRODUCT SPECIFICATION AND PROCESSING PARAMTERS: SEE: PS-5556-0001.

4) PART MATES WITH MIN.I-FIT JR. RECEPTACLE #5557.

5) MOUNTING OPTIONS: SEE CHART

6) LOCATION OF 3.00/(.118) DIA. HOLES ON P.C. BOARD IS FOR OPTIOINAL PEGS.

7) CONNECTOR ASSEMBLIES ARE NOT TO BE MATED OR UNMATED WHILE CIRCUITS ARE LIVE.

8) CONNECTORS ARE NOT TO BE MATED OR UN-MATED WHILE CIRCUITS ARE LIVE.

| CIRCUIT SIZE | DIM. "A" | DIM. "B" | DIM. "C" |
|---|---|---|---|
| 8 | .50 (12.6) | .71 (18.0) | .866 (22.00) |
| 10 | .66 (16.8) | .87 (22.2) | 1.031 (26.20) |
| 12 | .83 (21.0) | 1.04 (26.4) | 1.197 (30.40) |
| 14 | .99 (25.2) | 1.20 (30.6) | 1.362 (34.60) |
| 16 | 1.16 (29.4) | 1.37 (34.8) | 1.528 (38.80) |
| 18 | 1.32 (33.6) | 1.54 (39.0) | 1.693 (43.00) |
| 20 | 1.49 (37.8) | 1.70 (43.2) | 1.858 (47.20) |
| 22 | 1.65 (42.0) | 1.87 (47.4) | 2.024 (51.40) |
| 24 | 1.82 (46.2) | 2.03 (51.6) | 2.189 (55.60) |

TRANSF. DESIGN CONTROL
EC NO: UCP2005-2452
DRWN: C.STEWART 2005/05/09
CHKD: GPOLGAR 2005/05/11
APPR: YMARGULI 2005/05/16
DESCRIPTION
REV: C

QUALITY SYMBOLS
▼=0
▽=0

GENERAL TOLERANCES (UNLESS SPECIFIED)

| | mm | INCH |
|---|---|---|
| 4 PLACES | ± --- | ± --- |
| 3 PLACES | ± --- | ± .005 |
| 2 PLACES | ± 0.13 | ± .01 |
| 1 PLACE | ± 0.25 | ± --- |
| ANGULAR ±1/2° | | |

DRAFT WHERE APPLICABLE MUST REMAIN WITHIN DIMENSIONS

DIMENSION STYLE: MM/IN
SCALE: 4:1
DESIGN UNITS: METRIC
THIRD ANGLE PROJECTION

DRAWN BY: L.MOSLEY DATE: 07/03/98
CHECKED BY: BANDURA DATE: 07/03/98
APPROVED BY: EDGLEY DATE: 07/03/98
MATERIAL NO.: SEE CHART

TITLE: MINI-FIT JR. VERTICAL HEADER ASSEMBLY W/WO PEGS, WITH DRAIN HOLES

molex MOLEX INCORPORATED

DOCUMENT NO.: SDA-44206-001
SHEET NO.: 1 OF 1
SIZE: D

THIS DRAWING CONTAINS INFORMATION THAT IS PROPRIETARY TO MOLEX INCORPORATED AND SHOULD NOT BE USED WITHOUT WRITTEN PERMISSION