Part Number: 0334710207
Status: Active
Overview: mx150_sealed_connector_system
Description: 3.50mm (.138") Pitch MX150™ Sealed Female Connector, Single Row, 2 Circuits, Polarization B, with Connector Position Assurance, Light Gray

Documents:
3D Model
Drawing (PDF)
RoHS Certificate of Compliance (PDF)



Series image - Reference only

General

Product Family	Crimp Housings
Series	33471
Comments	With Connector Position Assurance (CPA)
More Detailed Tech Information	http://ewcap.uscarteams.org
Overview	mx150_sealed_connector_system
Product Name	MX150™

Physical

Circuits (maximum)	2
Circuits Detail	2
Color - Resin	Gray (Light), Natural
Gender	Female
Glow-Wire Compliant	No
Keying to Mating Part	Yes
Lock to Mating Part	Yes
Material - Resin	Modified Polystyrene Alloy, Polyester
Number of Rows	1
Packaging Type	Bag
Panel Mount	No
Pitch - Mating Interface (in)	0.138 In
Pitch - Mating Interface (mm)	3.50 mm
Polarized to Mating Part	Yes
Stackable	No
Temperature Range - Operating	-40°C to +125°C

Electrical

Current - Maximum per Contact	22A

Material Info

Reference - Drawing Numbers

Application Specification	AS-33472-100
Packaging Specification	PK-31300-635
Sales Drawing	150-S-002-1-Z05, SD-33471-021

EU RoHS	China RoHS
Compliance Status	
Not Reviewed	
REACH SVHC	
Not Reviewed	
Halogen-Free Status	
Not Reviewed	

Need more information on product environmental compliance?

Email productcompliance@molex.com
For a multiple part number RoHS Certificate of Compliance, click here

Please visit the Contact Us section for any non-product compliance questions.

Search Parts in this Series
33471Series

Mates With
33481 Male Single Row Sealed Connector

Use With
33012 MX150™ Female Terminal

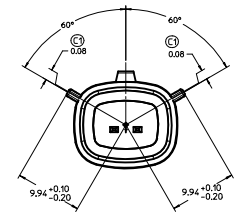

KEYING OPTION A
SCALE 4:1

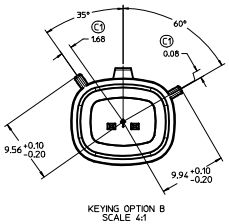

KEYING OPTION B
SCALE 4:1

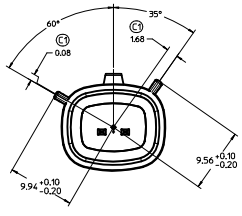

KEYING OPTION C
SCALE 4:1

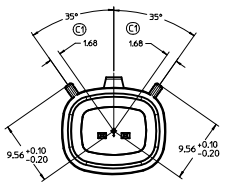

KEYING OPTION D
SCALE 4:1

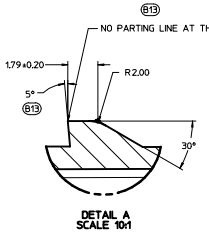

DETAIL A
SCALE 10:1

IF HEADER IS RECESSED INTO A POCKET, THESE DIMENSIONS REPRESENT THE MINIMUM CLEARANCE REQUIRED FOR THE MATING CONNECTOR SHROUD.

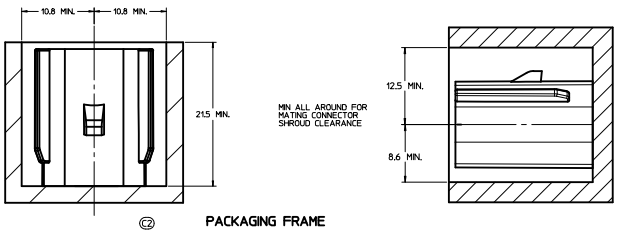

C2 PACKAGING FRAME

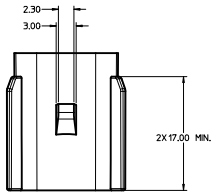

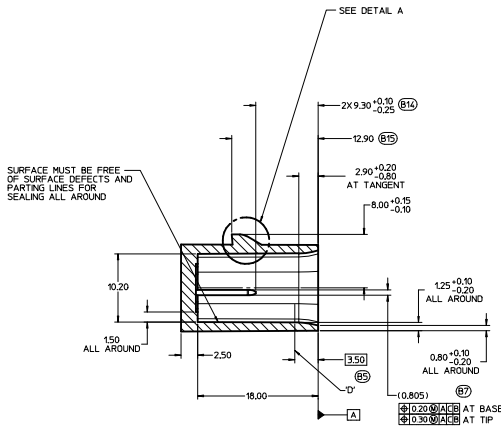

SECTION A-A

REFER TO EWCAP DWG. NO. EWCAP-001
150-T001
1.5 TERMINAL BLADE CONFIGURATION

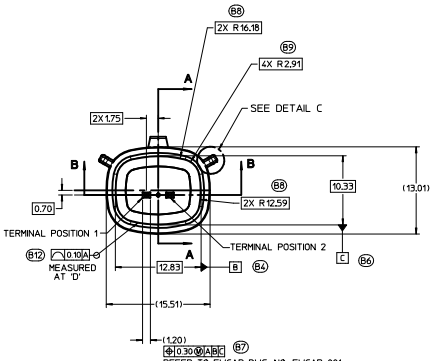

REFER TO EWCAP DWG. NO. EWCAP-001
150-T001
1.5 TERMINAL BLADE CONFIGURATION

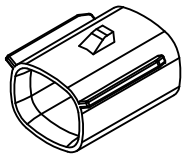

C3 SCALE 4:1

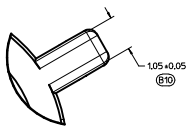

DETAIL C
SCALE 20:1
APPLIES 2X
SEE KEYING OPTIONS VIEWS FOR POSITIONS

CONSTRUCTION BELOW THIS SURFACE IS NOT CONTROLLED BY EWCAP. NO PLASTIC FEATURES MAY EXTEND ABOVE THIS SURFACE

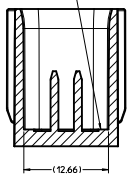

SECTION B-B

NOTES: UNLESS OTHERWISE SPECIFIED

B1

1. ALL DIMENSIONS SHOWN IN MILLIMETERS.
2. DIMENSIONING AND TOLERANCING PER ASME Y14.5M-1994
3. RADII ON ALL CORNERS SHOWN SHARP OR ALL UNSPECIFIED RADII: 0.25 EXCEPT AS NOTED.
4. STANDARD COLORS FOR POLARIZATION (SEE CHART). DEVIATION REQUIRES APPROVAL OF AUTHORIZED PERSON.
5. A FULL SHROUD ON THE MATING CONNECTOR IS REQUIRED TO INSURE THAT THE CONNECTOR-HEADER POLARIZATION FEATURES (OPTIONS A THRU D) WILL FUNCTION. THE FULL SHROUD ALSO PREVENTS SCOOP DAMAGE TO THE HEADER PINS. REFER TO "SAE/USCAR-12 CONNECTOR DESIGN GUIDE LINES" FOR ADDITIONAL INFORMATION.
6. REFER TO USCAR/EWCAP PART LIST AS FOUND ON WEBSITE http://www.uscarteams.org
7. FOR BLADE BASE MATERIAL, PLATING AND PROCESS LUBRICANT SEE EWCAP DWG. NO. EWCAP-001

NOTICE

THIS DRAWING OR PORTIONS OF IT, ARE CONTROLLED BY THE ELECTRICAL WIRING COMPONENTS APPLICATION PARTNERSHIP (EWCAP). A SUBGROUP OF THE UNITED STATES CONSORTIUM FOR AUTOMOTIVE RESEARCH (USCAR). USCAR IS A PARTNERSHIP BETWEEN DIAMLERCHYSLER CORPORATION, FORD MOTOR COMPANY, AND GENERAL MOTORS CORPORATION ANY CHANGE TO A EWCAP CONTROLLED PORTION OF THIS DRAWING, INCLUDING A "RECORD CHANGE" MUST BE APPROVED, IN WRITING, BY THE RESPONSIBLE EWCAP MEMBER FROM EACH USCAR COMPANY. EACH EWCAP MEMBER AUTHORIZED TO SIGN FOR HIS OR HER COMPANY IS RESPONSIBLE FOR OBTAINING ALL NECESSARY APPROVALS WITHIN THAT COMPANY PRIOR TO SIGNING FOR APPROVAL OF THE CHANGE. EWCAP EXPRESSLY PROHIBITS ANY PARTY FROM CHANGING EITHER ANY EWCAP CONTROLLED PORTION OF THIS DRAWING OR ANY ASSOCIATED TOOLING BEFORE RECEIVING AN APPROVAL SIGNED BY AN AUTHORIZED REPRESENTATIVE FROM EACH EWCAP PARTNER. REFERENCE TO THE SIGNED APPROVAL FORM MUST BE ENTERD IN THIS DRAWING'S CONTROL COLUMN.

	C3	CHANGED ISO VIEW SCALE TO 4:1, WAS 1:1			
	C2	CORRECTED PACKAGING FRAME VIEW, WAS UPSIDE DOWN.			
	C1	KEY OPTIONS A THRU D DIMENSIONED TO C/L OF KEY, WAS DIMENSIONED TO EDGE	01-15-09	DG	SV
	B15	FROM DATUM A ADDED DIM. 12.90			
	B14	FROM DATUM A ADDED DIM. 2X 9.30 +0.10/-0.25			
	B13	ADDED PARTING LINE NOTE TO DETAIL A, REMOVED NOTE BACK ANGLE OPTIONAL FROM 5°			
	B12	GD & T ⌒ 0.10 A ADDED			
	B11	KEY OPTIONS A THRU D DIMENSIONED TO EDGE WAS DIMENSIONED TO C/L OF KEY			
	B10	GD & T ⌖ 0.10 Ⓜ A B REMOVED FROM VIEW DETAIL C			
	B9	4X R2.91 WAS 4X R2.92			
	B8	2X R12.59 AND 2X R16.18 WAS 2X R12.59 AND 2X R16.18			
	B7	REVISED GD &T FOR TIP AND BASE			
	B6	DATUM C AT DIM 10.33 WAS AT DIM. 12.83			
	B5	SURFACE 'D' LOCATED AT 3.50			
	B4	DATUM B AT DIM 12.83 WAS AT 10.20 SECTION A-A			
	B3	EWCAP CHART 150-S-002-1-A05 THRU D05 WAS TBD MATING CONNECTOR COLORS ADDED			
	B2	DWG.# 150-S-002-1-Z05 WAS 150-S-002-1-TBD			
	B1	REMOVED NOTE "DRAFT ANGLE PERMISSIBLE 0.25° MAXIMUM." RENUMBERED NOTES	01-10-08	DG	SV
	A	RELEASED	11-13-07	JH	MV
CHANGE SERIAL NUMBER	LET	REVISION RECORD	DATE	DWN	CHK

TOLERANCES (UNLESS OTHERWISE SPECIFIED)
DIMENSIONS ARE IN
ANGLES ±3°
X ±0.2 XX ±0.10
THIRD ANGLE PROJECTION

EWCAP

SCALE	DRAWN BY	CHECKED BY	DATE
4 - 1	J.HINDS	M.VANSLAMBROUCK	11-13-07

TITLE

DIRECT CONNECT INTERFACE
2 WAY (1 X 2) 1.5MM SEALED MALE

B2

SHEET	DRAWING NUMBER	SIZE	DO NOT SCALE DRAWING COMPUTER AIDED DRAWING	REVISION LEVEL
1 OF 1	150-S-002-1-Z05	E		C

B3

EWCAP P/N	OPTION	MATING CONNECTOR COLOR
150-S-002-1-D05	D	GREEN
150-S-002-1-C05	C	BROWN
150-S-002-1-B05	B	GREY
150-S-002-1-A05	A	BLACK

molex

ASSEMBLY PART NUMBER	KEYING OPTION	COLOR	CAVITY STATUS X-PLUGGED 1	CAVITY STATUS X-PLUGGED 2	CPA
33471-0201	A	BLACK			
33471-0202	B	LIGHT GRAY			
33471-0203	C	DARK GRAY			
33471-0204	D	STONE GRAY			
33471-0206	A	BLACK			YES
33471-0207	B	LIGHT GRAY			YES
33471-0208	C	DARK GRAY			YES
33471-0209	D	STONE GRAY			YES
33471-0210	A	BLACK	X		
33471-0211	B	LIGHT GRAY	X		
33471-0212	C	DARK GRAY	X		
33471-0213	D	STONE GRAY	X		
33471-0214	A	BLACK	X		YES
33471-0215	B	LIGHT GRAY	X		YES
33471-0216	C	DARK GRAY	X		YES
33471-0217	D	STONE GRAY	X		YES

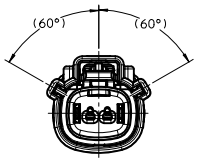

KEYING OPTION A

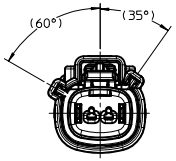

KEYING OPTION B

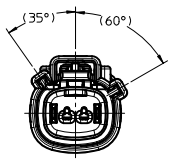

KEYING OPTION C

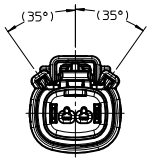

KEYING OPTION D



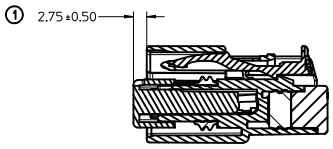

SECTION B-B
RECEPTACLE INSERT SHOWN
IN PRE-LOCK POSITION

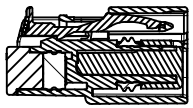
SECTION A-A
RECEPTACLE INSERT SHOWN
IN FINAL-LOCK POSITION

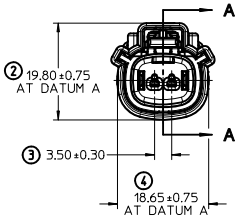

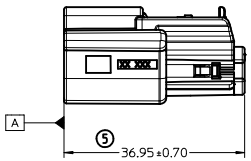

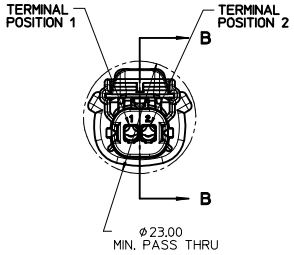

NOTES: UNLESS OTHERWISE SPECIFIED

1. DESIGNED TO MATE WITH INTERFACE SPECIFIED IN DRAWING 150-S-002-1-Z05 REV. C.
2. ASSEMBLY SHIPPED WITH RECEPTACLE INSERT IN PRE-LOCK POSITION. UPON FULL TERMINAL ASSEMBLY, EACH RECEPTACLE INSERT MUST BE SNAPPED INTO ITS FINAL-LOCK POSITION.
3. FOR RECEPTACLE TERMINALS TO BE USED WITH THIS ASSEMBLY, SEE DRAWING SD-33012-002 REV. B.
4. SYSTEM TO BE USED WITH WIRE WITHIN DIAMETER RANGE OF 1.70mm TO 2.34mm.
5. OPTIONAL CPA SHOWN IN ALL VIEWS. SEE TABLE FOR SPECIFIC ASSEMBLY OPTION AND NUMBER. CPA MUST BE INSERTED TO THE PRE-LOCK POSITION. WHEN SEATED CORRECTLY, THE CPA DOES NOT MOVE FREELY. ENGAGEMENT FORCE TO MOVE CPA FROM PRE-LOCK TO FINAL-LOCK POSITION WHEN UNMATED: 40N MIN. DISENGAGEMENT FORCE TO MOVE CPA FROM FINAL-LOCK TO PRE-LOCK POSITION: 3N MIN.
6. MATERIAL: SPS/NYLON BLEND, 20% GLASS FILLED.
7. DATE CODE: FIRST TWO DIGITS IS CALENDAR YEAR, THIRD THRU FIFTH DIGIT IS DAY NUMBER OF THE CALENDAR YEAR (FEB. 3RD, 2003 = 0341)
8. CHENGDU ASSEMBLIES SHALL CONFORM TO PACKAGING SPECIFICATION PK-31300-635.
9. SHALL CONFORM TO PRODUCT SPECIFICATION PS-33471-000
10. PACKAGING: IN THE EVENT THAT INSERT IS FOUND IN THE SEATED (FINAL-LOCK) POSITION, REFER TO MOLEX SPECIFICATION PS-34646-001 AVAILABLE AT WWW.MOLEX.COM

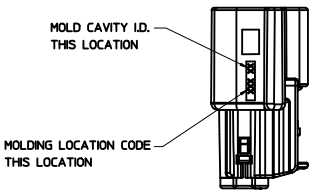

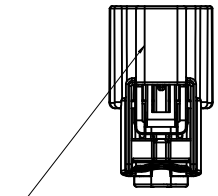

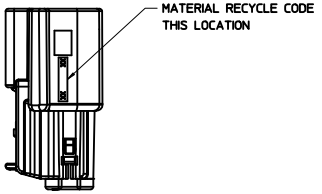

ENTER DESCRIPTION
EC NO: UAUZ010-1242 2010/01/04
DRWN:SVERZYL 2010/01/04
CHK:DAWANSLAMBROU 2010/01/04
APPR:JKOSHY 2010/01/05
DESCRIPTION
REV C

QUALITY SYMBOLS
▼=0
▽=0

GENERAL TOLERANCES (UNLESS SPECIFIED)

	mm	INCH
4 PLACES	± ---	± ---
3 PLACES	± ---	± ---
2 PLACES	± 0.10	± ---
1 PLACE	± 0.2	± ---
ANGULAR ± 3 °		

DRAFT WHERE APPLICABLE MUST REMAIN WITHIN DIMENSIONS

DIMENSION STYLE: MM ONLY
SCALE: 2:1
DESIGN UNITS: METRIC
THIRD ANGLE PROJECTION

DRAWN BY	SVERZYL	06/17/08
CHECKED BY	DGRIFFITHS	06/18/08
APPROVED BY	SMARCEAU	06/19/08
MATERIAL NO.	-	

TITLE: MX150 STANDARD CONNECTOR RECEPTACLE SINGLE ROW, SEALED, 2 WAY

MOLEX INCORPORATED

DOCUMENT NO.: SD-33471-021
SHEET NO.: 1 OF 1
SIZE: D

THIS DRAWING CONTAINS INFORMATION THAT IS PROPRIETARY TO MOLEX INCORPORATED AND SHOULD NOT BE USED WITHOUT WRITTEN PERMISSION