RoHS Pb 5 x 20 mm Time Lag Fuse (Slo-Blo®) Fuse 213P Series

- Designed to International (IEC) Standards for use globally.
- Meets the IEC 60127-2, Sheet 3 specification for Time Lag Fuses.
- Available in Cartridge and Axial Lead Form.
- Available in ratings of 0.200 to 6.3 amperes.



ELECTRICAL CHARACTERISTICS (213 Series):

% of Ampere Rating	Ampere Rating	Opening Time
150%	.032–6.3	60 minutes, **Min**imum
	8 - 15	30 minutes, **Min**imum
210%	.032–15	2 minutes, **Max**imum
275%	.032–.100	0.2 sec., **Min.**; 10 sec. **Max.**
	.125–15	0.6 sec., **Min.**; 10 sec. **Max.**
400%	.032–.100	.04 sec., **Min.**; 3 sec. **Max.**
	.125–15	.15 sec., **Min.**; 3 sec. **Max.**
1000%	.032–.100	.01 sec., **Min.**; 0.3 sec. **Max.**
	.125–15	0.02 sec., **Min.**; 0.3 sec. **Max.**

INTERRUPTING RATINGS: 35 amperes or 10 x rated current; (whichever is greater) to a maximum 100A @ 250 VAC, unity power factor.

ENVIRONMENTAL SPECIFICATIONS:

Operating temperature: -55˚C to 125˚C
Thermal Shock: MIL-STD-202F Method 107G, Test Condition B: (5 cycles –65°C to +125°C)
Vibration: MIL-STD-202F Method 201A
Humidity: MIL-STD-202F Method 103B, Test Condition A. high relative humidity (95%) and elevated temperature (40°C) for 240 hours.
Salt Spray: MIL-STD-202F Method 101D, Test Condition B

PHYSICAL SPECIFICATIONS:

Material: Body: Glass
Cap: Nickel Plated Brass
Leads: Tin Plated Copper
Terminal Strength: MIL-STD-202F Method 211A, Test Condition A
Solderability: Reference IEC 60127 Second Edition 2003-01 Annex A
Product Marking: Cap 1: current and voltage rating.
Cap 2: Agency approval markings.
Packaging: Available in Bulk (V=5, H=100, M=1000 pcs/pkg) or on Tape/Reel (MRET1=1000 pcs/reel).

ORDERING INFORMATION:

		213 Surge Withstand		
Cartridge Catalog Number	Ampere Rating	Voltage Rating	Nominal Resistance Cold Ohms	Nominal Melting I^2t $A^2Sec.$
0213.200P	.200	250	1.60	0.225
0213.250P	.250	250	1.05	0.555
0213.315P	.315	250	0.848	1.14
0213.400P	.400	250	0.535	1.36
0213.500P	.500	250	0.370	2.90
0213.630P	.630	250	0.275	4.80
0213.800P	.800	250	0.164	9.42
0213001.P	1	250	0.116	19.20
02131.25P	1.25	250	0.082	27.15
021301.6P	1.6	250	0.055	44.2
0213002.P	2	250	0.045	92.7
021302.5P	2.5	250	0.030	138.0
02133.15P	3.15	250	0.023	202.0
0213004.P	4	250	0.017	226.5
0213005.P	5	250	0.012	314
021306.3P	6.3	250	0.010	600

RoHS Pb 5 x 20 mm Time Lag Fuse (Slo-Blo®) Fuse 213P Series

Agency Approvals

Agency Approvals		Ampere Range
Certificate No	Cartridge NBK120802-E10480 A&C Leaded NBK120802-E10480 B&D	1A – 6.3A
Certificate No.	2002010207007597 2003010207045592	200mA – 6.3A 5A
Recognised File No. Guide No.	E10480 JDYX2	200mA – 6.3A
File No. Acc. Class No.	029862 LR1422-30	
Licence No.	KM41462	
File No.	9905092, 9923025, 304515	
Licence No.	40015638	200mA – 4A, 6.3A

0213 000P

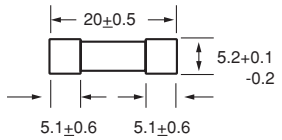

0213 000 **XEP**

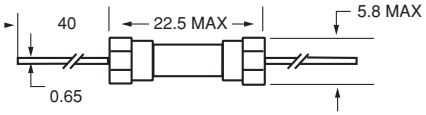

All dimensions in mm

Notes:
* Ratings above 6.3A have 0.8 mm dia lead

Average Time Current Curves

