molex
one company > a world of innovation

This document was generated on 05/18/2010

PLEASE CHECK WWW.MOLEX.COM FOR LATEST PART INFORMATION

Part Number: 0015474256
Status: Active
Overview: cgrid__sl_products
Description: 2.54mm (.100") C-Grid SL™ Single Row, Female, Version D Receptacle, 25 Circuits

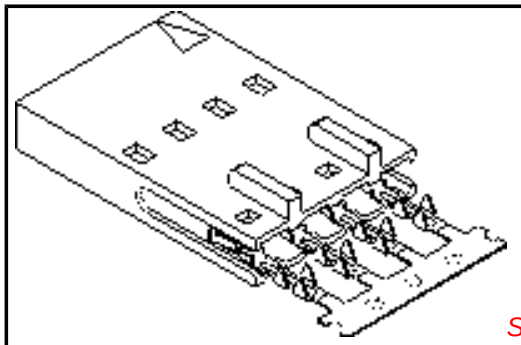

Series image - Reference only

Documents:

3D Model
Drawing (PDF)
Product Specification PS-70430 (PDF)
RoHS Certificate of Compliance (PDF)

Agency Certification

CSA	LR19880
UL	E29179

General

Product Family	FFC/FPC Connectors
Series	70430
Comments	Stackable Back-to-Back
Overview	cgrid__sl_products
Product Name	SL™

Physical

Circuits (Loaded)	25
Color - Resin	Black
Contact Position	N/A
Durability (mating cycles max)	50
Entry Angle	Vertical
Flammability	94V-0
Material - Metal	Phosphor Bronze
Material - Plating Mating	Gold
Material - Plating Termination	Tin
Material - Resin	Polyester Alloy
Number of Rows	1
Orientation	Vertical
PCB Retention	None
Packaging Type	Tube
Pitch - Mating Interface (in)	0.100 In
Pitch - Mating Interface (mm)	2.54 mm
Plating min: Mating (µin)	30
Plating min: Mating (µm)	0.75
Plating min: Termination (µin)	75
Plating min: Termination (µm)	1.875
Polarized to PCB	No
Stackable	Yes
Temperature Range - Operating	-40°C to +105°C
Termination Interface: Style	IDT or Pierce
Wire/Cable Type	FFC/FPC

Electrical

Current - Maximum per Contact	1A, 2A
Voltage - Maximum	250V

Material Info

Reference - Drawing Numbers

Product Specification	PS-70430
Sales Drawing	SDA-70430-0421-0444

EU RoHS
ELV and RoHS Compliant
REACH SVHC
Not Reviewed
Halogen-Free Status
Not Reviewed

China RoHS

Need more information on product environmental compliance?

Email productcompliance@molex.com
For a multiple part number RoHS Certificate of Compliance, click here

Please visit the Contact Us section for any non-product compliance questions.

Search Parts in this Series
70430Series

Mates With
70004 Interim Clip, 70013 Interim Clip

This document was generated on 05/18/2010

PLEASE CHECK WWW.MOLEX.COM FOR LATEST PART INFORMATION

"D" - OPTION

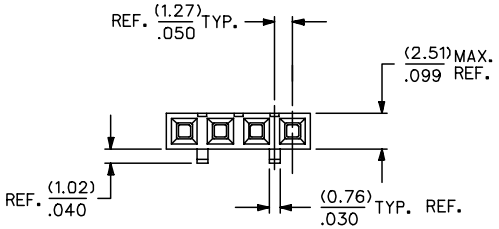

NOTES:

1) PRE LOADED ASSEMBLY TO BE USED WITH (0.30)/.012 MAX. THICK FLAT FLEX CABLE WITH (1.57)/.062 WIDE COPPER CONDUCTORS ON (2.54)/.100 CENTERS OR, (0.13)/.005 - (0.28)/.011 THICK MYLAR WITH (1.02)/.040 - (1.65)/.065 WIDE SILVER INK CONDUCTORS ON (2.54)/.100 CENTERS.
2) STANDARD PACKING PER PK70873-0001 SHALL BE USED.
3) SEE CHART FOR CIRCUIT SIZES, "A" AND "B" DIMENSIONS.
4) TWO (2) CIRCUIT ASSEMBLIES SUPPLIED AS GROUPED PAIRS.
5) PARTS STACKABLE SIDE TO SIDE ON (2.54)/.100 CENTERS.
6) PART MATES WITH (0.64)/.025 SQ. PINS, (8.13)/.320 TO (5.08)/.200 LONG ON (2.54)/.100 CENTERS.
7) SEE DETAIL 1 FOR MAXIMUM END DIMENSION OF F.F. CABLE. (RECOMMENDED WHEN USED WITH INTERIM CLIPS)
8) PARTS CONFORM TO CLASS B OF COSMETIC SPECIFICATION PS-45499-002.

CKT. SIZE	EDP. NO.	ENG. NO.	A	B
2	015-47-4026	70430-0421	(2.54)/.100	(5.05)/.199
3	015-47-4036	70430-0422	(5.08)/.200	(7.59)/.299
4	015-47-4046	70430-0423	(7.62)/.300	(10.13)/.399
5	015-47-4056	70430-0424	(10.16)/.400	(12.67)/.499
6	015-47-4066	70430-0425	(12.70)/.500	(15.21)/.599
7	015-47-4076	70430-0426	(15.24)/.600	(17.75)/.699
8	015-47-4086	70430-0427	(17.78)/.700	(20.29)/.799
9	015-47-4096	70430-0428	(20.32)/.800	(22.83)/.899
10	015-47-4106	70430-0429	(22.86)/.900	(25.37)/.999
11	015-47-4116	70430-0430	(25.40)/1.000	(27.91)/1.099
12	015-47-4126	70430-0431	(27.94)/1.100	(30.45)/1.199
13	015-47-4136	70430-0432	(30.48)/1.200	(32.99)/1.299
14	015-47-4146	70430-0433	(33.02)/1.300	(35.53)/1.399
15	015-47-4156	70430-0434	(35.56)/1.400	(38.07)/1.499
16	015-47-4166	70430-0435	(38.10)/1.500	(40.61)/1.599
17	015-47-4176	70430-0436	(40.64)/1.600	(43.15)/1.699
18	015-47-4186	70430-0437	(43.18)/1.700	(45.69)/1.799
19	015-47-4196	70430-0438	(45.72)/1.800	(48.23)/1.899
20	015-47-4206	70430-0439	(48.26)/1.900	(50.77)/1.999
21	015-47-4216	70430-0440	(50.80)/2.000	(53.31)/2.099
22	015-47-4226	70430-0441	(53.34)/2.100	(55.85)/2.199
23	015-47-4236	70430-0442	(55.88)/2.200	(58.39)/2.299
24	015-47-4246	70430-0443	(58.42)/2.300	(60.93)/2.399
25	015-47-4256	70430-0444	(60.96)/2.400	(63.47)/2.499

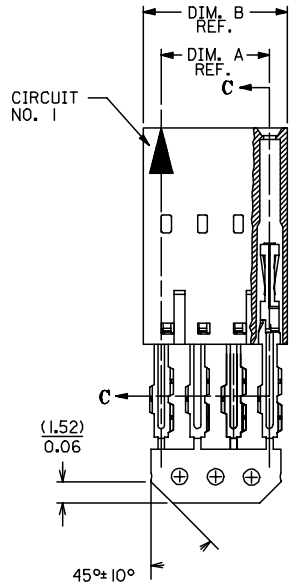

SECTION C-C

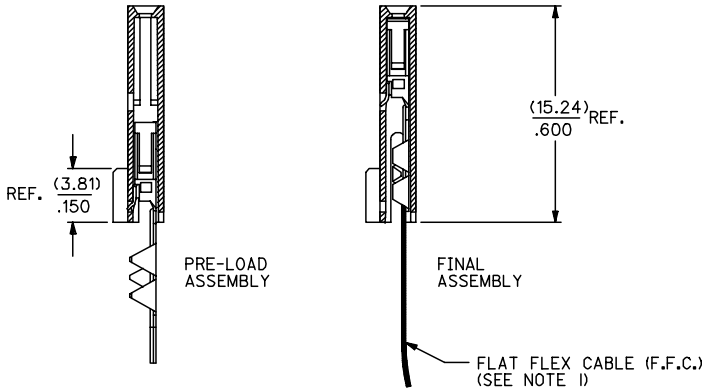

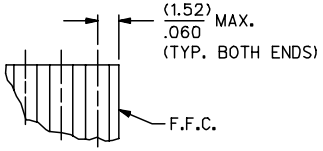

DETAIL - 1 (SEE NOTE 7)

HOUSING MATERIAL: GLASS FILLED POLYSTER, UL 94V-0.
TERMINAL MATERIAL: PHOSPHOR BRONZE.
PLATING: 30 GOLD - .000030 MINIMUM GOLD PLATE IN SELECT AREA,
.000075 MINIMUM TIN PLATE IN SELECT AREA,
.000050 MINIMUM NICKEL PLATE OVERALL.

CONTACT PLATING	COLOR CODE
TIN	NONE
15 GOLD	YELLOW
30 GOLD	RED

ADD TOLERANCE
EC NO: UCP2007-2849 2007/05/18
DRWN:DMORGAN 2007/05/21
CH'KD:MS1 BARRA 2007/05/21
APPR:SMILLER
DESCRIPTION
REV D

QUALITY SYMBOLS
▼=0
▽=0

GENERAL TOLERANCES (UNLESS SPECIFIED)

	mm	INCH
4 PLACES	± ---	± ---
3 PLACES	± ---	± .010
2 PLACES	± 0.25	± .015
1 PLACE	± 0.38	± ---
ANGULAR ±1/2°		

DRAFT WHERE APPLICABLE MUST REMAIN WITHIN DIMENSIONS

DIMENSION STYLE: MM/IN
SCALE: 4:1
DESIGN UNITS: INCH
THIRD ANGLE PROJECTION

DRAWN BY: RAS DATE: 1986/07/21
CHECKED BY: MJM DATE: 1986/07/21
APPROVED BY: WAZ DATE: 1986/07/21

TITLE: ASSEMBLY, CONNECTOR FFC FEMALE SINGLE ROW (2.54)/.100 GRID

MOLEX INCORPORATED

MATERIAL NO.: SEE TABLE
DOCUMENT NO.: SDA-70430-0421-0444
SHEET NO.: 1 OF 1
SIZE C

THIS DRAWING CONTAINS INFORMATION THAT IS PROPRIETARY TO MOLEX INCORPORATED AND SHOULD NOT BE USED WITHOUT WRITTEN PERMISSION