This document was generated on 06/08/2010

PLEASE CHECK WWW.MOLEX.COM FOR LATEST PART INFORMATION

Part Number: 0026481106

Status: Active

Description: 3.96mm (.156") Pitch KK® Header, Breakaway, Right Angle, with Friction Lock, 10 Circuits, Tin (Sn) Plating

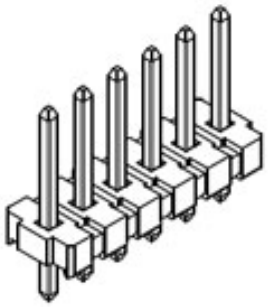

Series image - Reference only

Documents:

3D Model
Drawing (PDF)
Packaging Specification (PDF)
Product Specification PS-08-50 (PDF)
RoHS Certificate of Compliance (PDF)

Agency Certification

CSA	LR19980
UL	E29179

General

Product Family	PCB Headers
Series	41672
Application	Wire-to-Board
MolexKits	Yes
Product Name	KK®

Physical

Breakaway	Yes
Circuits (Loaded)	10
Circuits (maximum)	10
Color - Resin	Black
Durability (mating cycles max)	25
Flammability	94V-0
Glow-Wire Compliant	No
Lock to Mating Part	Yes
Material - Metal	Brass
Material - Plating Mating	Tin
Material - Plating Termination	Tin
Material - Resin	Polyester
Number of Rows	1
Orientation	Right Angle
PC Tail Length (in)	0.212 In
PC Tail Length (mm)	5.38 mm
PCB Locator	No
PCB Retention	None
PCB Thickness Recommended (in)	0.062 In
PCB Thickness Recommended (mm)	1.60 mm
Packaging Type	Bag
Pitch - Mating Interface (in)	0.156 In
Pitch - Mating Interface (mm)	3.96 mm
Plating min: Mating (µin)	200
Plating min: Mating (µm)	5
Plating min: Termination (µin)	200
Plating min: Termination (µm)	5
Polarized to Mating Part	No
Polarized to PCB	Yes
Shrouded	No
Stackable	No
Temperature Range - Operating	0°C to +75°C
Termination Interface: Style	Through Hole

EU RoHS
ELV and RoHS Compliant
REACH SVHC
Contains SVHC: No
Halogen-Free Status
Not Halogen-Free

China RoHS

Need more information on product environmental compliance?

Email productcompliance@molex.com
For a multiple part number RoHS Certificate of Compliance, click here

Please visit the Contact Us section for any non-product compliance questions.

Search Parts in this Series
41672Series

Mates With
3069 , 3215 , 2139 , 2145 , 6442 , 7674 , 7675 , 41695 , 41815

Electrical

Current - Maximum per Contact	7A
Voltage - Maximum	250V

Solder Process Data

Duration at Max. Process Temperature (seconds)	5
Lead-free Process Capability	Wave Capable (TH only)
Max. Cycles at Max. Process Temperature	1
Process Temperature max. C	235

Material Info

Old Part Number	A-41672-A10A102

Reference - Drawing Numbers

Packaging Specification	PK-41672-001
Product Specification	PS-08-50
Sales Drawing	SD-41672-001, SD-41672-002

This document was generated on 06/08/2010

PLEASE CHECK WWW.MOLEX.COM FOR LATEST PART INFORMATION

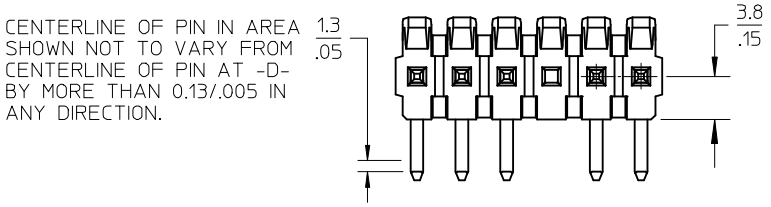

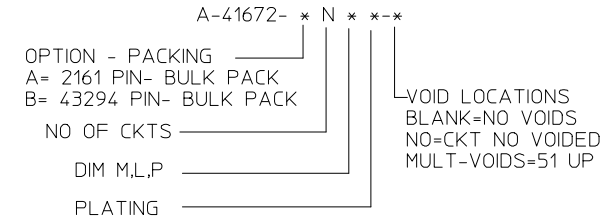

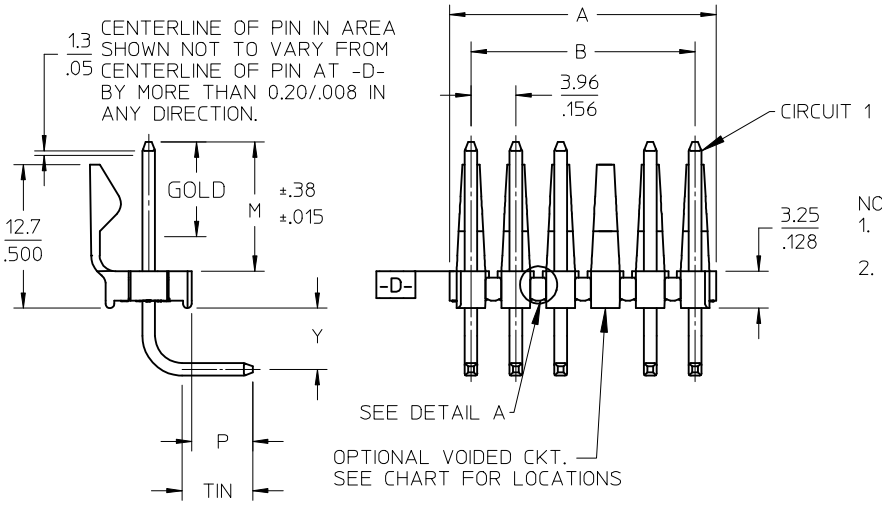

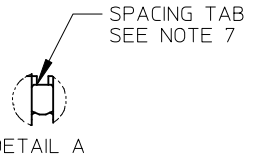

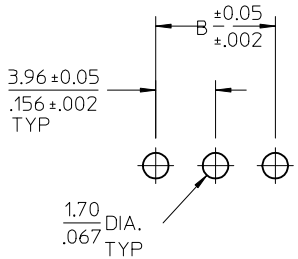

PCB LAYOUT:COMPONENT SIDE
RECOMMENDED PCB THICKNESS:
1.57±.18)/.062±.007

NOTES:
1. MATERIAL: HEADER: POLYESTER, 94V-0, MOLDED BLACK
   PIN: BRASS
2. FINISH:
   (102) OVERALL TIN: 0.00508/.000200 MIN OVER 0.00254/.000100 MIN COPPER.
   (154) OVERALL TIN: 0.00254/.000100 MIN OVER 0.00127/.000050 MIN NICKEL.
   (208) SELECT GOLD: 0.00038/.000015 MIN,
   *SELECT TIN: 0.00254/.000100 MIN,
   OVERALL NICKEL UNDERPLATE: 0.00127/.000050 MIN.
   (228) SELECT GOLD: 0.00076/.000030 MIN,
   *SELECT TIN: 0.00254/.000100 MIN,
   OVERALL NICKEL UNDERPLATE: 0.00127/.000050 MIN.
   (501) OVERALL GOLD: 0.00051/.000020 MIN OVER 0.00076/.000030 MIN NICKEL.
   (503) OVERALL GOLD: 0.00076/.000030 MIN OVER 0.00127/.000050 MIN NICKEL.
   *THE PRIMARY SHIPPING CARTON WILL BE LABELED "COMPLIANT TO RoHS DIRECTIVE 2002/95/EC AND ELV ANNEX II OF DIRECTIVE 2000/53/EC". CARTONS WITHOUT THIS LABEL MAY CONTAIN PRODUCT WITH TIN/LEAD PLATINGS.
3. PRODUCT SPECIFICATION: PS-08-50.
4. PACKAGING INFORMATION: SEE TABLES
5. SOLDERABILITY: PER SMES-152.
6. PIN PUSH-OUT FORCE: PRIOR TO SOLDERING, A 3 LB. MINIMUM FORCE IN EITHER DIRECTION SHALL BE REQUIRED TO PUSH THE PIN OUT OF THE HEADER.
7. PARTS ARE STACKABLE END TO END ON 3.96/.156 CENTERS.(SPACING TABS MUST BE REMOVED ON CIRCUIT SIZES 1-23 BEFORE PARTS ARE STACKABLE.
8. PARTS WILL CONFORM TO CLASS B REQUIREMENTS OF COSMETIC SPECIFICATION PS-45499-002.

CIRCUIT	A	B
2	6.78/7.87 .267/.310	3.96 .156
3	10.74/11.84 .423/.466	7.92 .312
4	14.71/15.80 .579/.622	11.89 .468
5	18.67/19.76 .735/.778	15.85 .624
6	22.63/23.72 .891/.934	19.81 .780
7	26.59/27.69 1.047/1.090	23.77 .936
8	30.56/31.65 1.203/1.246	27.74 1.092
9	34.52/35.61 1.359/1.402	31.70 1.248
10	38.48/39.57 1.515/1.558	35.66 1.404
11	42.44/43.54 1.671/1.714	39.62 1.560
12	46.41/47.50 1.827/1.870	43.59 1.716
13	50.37/51.46 1.983/2.026	47.55 1.872
14	54.33/55.42 2.139/2.182	51.51 2.028
15	58.29/59.39 2.295/2.338	55.47 2.184
16	62.26/63.35 2.451/2.494	59.44 2.340
17	66.22/67.31 2.607/2.650	63.40 2.496
18	70.18/71.27 2.763/2.806	67.36 2.652
19	74.14/75.23 2.919/2.962	71.32 2.808
20	78.11/79.20 3.075/3.118	75.29 2.964
21	82.07/83.16 3.231/3.274	79.25 3.120
22	86.03/87.12 3.387/3.430	83.21 3.276
23	89.94/91.08 3.541/3.586	87.17 3.432
24	93.85/95.00 3.695/3.740	91.14 3.588

2-*	AB4
1	AB4
SHEET	REV

ADD 41672-0228 2009/06/12
EC NO: UCP2009-2938 2009/06/15
DRWN:MKIPPER CH'KD:SSOUSEK APPR:FSMITH 2009/06/15
DESCRIPTION

AB4
REV

QUALITY SYMBOLS
▼=0
▽=0

GENERAL TOLERANCES (UNLESS SPECIFIED)

	mm	INCH
4 PLACES	± ---	± ---
3 PLACES	± ---	± .010
2 PLACES	± 0.25	± .015
1 PLACE	± 0.38	± ---
ANGULAR ±1/2°		

DRAFT WHERE APPLICABLE MUST REMAIN WITHIN DIMENSIONS

DIMENSION STYLE: MM/IN
SCALE: 2:1
DESIGN UNITS: INCH
THIRD ANGLE PROJECTION

DRAWN BY	JSCHAFER	DATE 12-5-03
CHECKED BY	KSAMIEC	DATE 12-12-03
APPROVED BY	MARGULIS	DATE 12-16-03

TITLE: KK .156 HEADER ASSEMBLY FRICTION LOCK BREAKAWAY RIGHT ANGLE

MOLEX INCORPORATED

MATERIAL NO.: SEE CHART
DOCUMENT NO.: SD-41672-001
SHEET NO.: 1 OF *

SIZE A

THIS DRAWING CONTAINS INFORMATION THAT IS PROPRIETARY TO MOLEX INCORPORATED AND SHOULD NOT BE USED WITHOUT WRITTEN PERMISSION

	Header No:	41186-A-AN	Header No:	41186-A-AN	Header No:	41186-A-AN	Header No:	41186-A-AN
	Pin No:	2161-37(102)	Pin No:	43294-0569	Pin No:	43294-0570	Pin No:	2161-37(501)
	Pin Length L	1.100 / 27.90	Pin Length L	1.100 / 27.90	Pin Length L	1.100 / 27.90	Pin Length L	1.100 / 27.90
	Mating M	.450 / 11.43	Mating M	.450 / 11.43	Mating M	.450 / 11.43	Mating M	.450 / 11.43
	Gold:	NA	Gold:	.270 / 6.86	Gold:	.270 / 6.86	Gold:	OVERALL
	Bend Height: Y	.213 / 5.41	Bend Height: Y	.213 / 5.41	Bend Height: Y	.213 / 5.41	Bend Height: Y	.213 / 5.41
	PC Tail P	.212 / 5.38	PC Tail P	.212 / 5.38	PC Tail P	.212 / 5.38	PC Tail P	.212 / 5.38
	Tin:	OVERALL	Tin:	.200 / 5.08	Tin:	. 200 / 5.08	Tin:	NA
	Pack Per	PK-41672-001	Pack Per	PK-41672-001	Pack Per	PK-41672-001	Pack Per	PK-41672-001

Ckts	Material No	Engineer Number	Material No	Engineer Number	Material No	Engineer Number	Material No	Engineer Number
2	026481026	A-41672-A02A102	41672-0001	A-41672-B02A208	41672-0024	A-41672-B02A228	026482026	A-41672-A02A501
3	026481036	A-41672-A03A102	41672-0002	A-41672-B03A208	41672-0025	A-41672-B03A228	026482036	A-41672-A03A501
4	026481046	A-41672-A04A102	41672-0003	A-41672-B04A208	41672-0026	A-41672-B04A228	026482046	A-41672-A04A501
5	026481056	A-41672-A05A102	41672-0004	A-41672-B05A208	41672-0027	A-41672-B05A228	026482056	A-41672-A05A501
6	026481066	A-41672-A06A102	41672-0005	A-41672-B06A208	41672-0028	A-41672-B06A228	026482066	A-41672-A06A501
7	026481076	A-41672-A07A102	41672-0006	A-41672-B07A208	41672-0029	A-41672-B07A228	026482076	A-41672-A07A501
8	026481086	A-41672-A08A102	41672-0007	A-41672-B08A208	41672-0030	A-41672-B08A228	026482086	A-41672-A08A501
9	026481096	A-41672-A09A102	41672-0008	A-41672-B09A208	41672-0031	A-41672-B09A228	026482096	A-41672-A09A501
10	026481106	A-41672-A10A102	41672-0009	A-41672-B10A208	41672-0032	A-41672-B10A228	026482106	A-41672-A10A501
11	026481116	A-41672-A11A102	41672-0010	A-41672-B11A208	41672-0033	A-41672-B11A228	026482116	A-41672-A11A501
12	026481126	A-41672-A12A102	41672-0011	A-41672-B12A208	41672-0034	A-41672-B12A228	026482126	A-41672-A12A501
13	026481136	A-41672-A13A102	41672-0012	A-41672-B13A208	41672-0035	A-41672-B13A228	026482136	A-41672-A13A501
14	026481146	A-41672-A14A102	41672-0013	A-41672-B14A208	41672-0036	A-41672-B14A228	026482146	A-41672-A14A501
15	026481156	A-41672-A15A102	41672-0014	A-41672-B15A208	41672-0037	A-41672-B15A228	026482156	A-41672-A15A501
16	026481166	A-41672-A16A102	41672-0015	A-41672-B16A208	41672-0038	A-41672-B16A228	026482166	A-41672-A16A501
17	026481176	A-41672-A17A102	41672-0016	A-41672-B17A208	41672-0039	A-41672-B17A228	026482176	A-41672-A17A501
18	026481186	A-41672-A18A102	41672-0017	A-41672-B18A208	41672-0040	A-41672-B18A228	026482186	A-41672-A18A501
19	026481196	A-41672-A19A102	41672-0018	A-41672-B19A208	41672-0041	A-41672-B19A228	026482196	A-41672-A19A501
20	026481206	A-41672-A20A102	41672-0019	A-41672-B20A208	41672-0042	A-41672-B20A228	026482206	A-41672-A20A501
21	026481216	A-41672-A21A102	41672-0020	A-41672-B21A208	41672-0043	A-41672-B21A228	026482216	A-41672-A21A501
22	026481226	A-41672-A22A102	41672-0021	A-41672-B22A208	41672-0044	A-41672-B22A228	026482226	A-41672-A22A501
23	026481236	A-41672-A23A102	41672-0022	A-41672-B23A208	41672-0045	A-41672-B23A228	026482236	A-41672-A23A501
24	026481246	A-41672-A24A102	41672-0023	A-41672-B24A208	41672-0046	A-41672-B24A228	026482246	A-41672-A24A501

REV:	ECR/ECN INFORMATION:	TITLE:	SHEET No.
AB4	EC No.: **UCP2009-2938** DATE: **6/15/2009**	KK 156 HEADER ASSEMBLY FRICTION LOCK BREAKAWAY RIGHT ANGLE	**- 2 -**

DOCUMENT NUMBER:	CREATED / REVISED BY:	CHECKED BY:	APPROVED BY:
SD- 41672 -001	**MKIPPER**	**SSOUSEK**	**FSMITH**

	Header No:	41186-A-AN	Header No:		Header No:	41186-A-AN	Header No:	41186-A-AN
	Pin No:	2161-37(102)	Pin No:		Pin No:	2161-37(503)	Pin No:	2161-64(102)
	Pin Length L	1.100 / 27.90	Pin Length L		Pin Length L	1.100 / 27.90	Pin Length L	1.175 / 29.85
	Mating M	.523 / 13.28	Mating M		Mating M	.450 / 11.43	Mating M	.523 / 13.28
	Gold:	NA	Gold:		Gold:	OVERALL	Gold:	NA
	Bend Height: Y	.213 / 5.41	Bend Height: Y		Bend Height: Y	.213 / 5.41	Bend Height: Y	.217 / 5.51
	PC Tail P	.136 / 3.45	PC Tail P		PC Tail P	.212 / 5.38	PC Tail P	.207 / 5.26
	Tin:	OVERALL	Tin:		Tin:	NA	Tin:	OVERALL
	Pack Per	PK-41672-001	Pack Per		Pack Per	PK-41672-001	Pack Per	PK-41672-001
Ckts	Material No	Engineer Number	Material No	Engineer Number	Material No	Engineer Number	Material No	Engineer Number
2	026582021	A-41672-A02C102			41672-0088	A-41672-A02A503	026486024	A-41672-A02B102
3	41672-0050	A-41672-A03C102			41672-0089	A-41672-A03A503	026486034	A-41672-A03B102
4	026582041	A-41672-A04C102			41672-0090	A-41672-A04A503	026486044	A-41672-A04B102
5	41672-0051	A-41672-A05C102			41672-0091	A-41672-A05A503	026486054	A-41672-A05B102
6	41672-0052	A-41672-A06C102			41672-0092	A-41672-A06A503	026486064	A-41672-A06B102
7	41672-0053	A-41672-A07C102			41672-0093	A-41672-A07A503	026486074	A-41672-A07B102
8	026582081	A-41672-A08C102			41672-0094	A-41672-A08A503	026486084	A-41672-A08B102
9	41672-0054	A-41672-A09C102			41672-0095	A-41672-A09A503	026486094	A-41672-A09B102
10	41672-0055	A-41672-A10C102			026586101	A-41672-A10A503	026486104	A-41672-A10B102
11	41672-0056	A-41672-A11C102			41672-0096	A-41672-A11A503	026486114	A-41672-A11B102
12	41672-0057	A-41672-A12C102			026586121	A-41672-A12A503	026486124	A-41672-A12B102
13	41672-0058	A-41672-A13C102			41672-0097	A-41672-A13A503	026486134	A-41672-A13B102
14	41672-0059	A-41672-A14C102			41672-0098	A-41672-A14A503	026486144	A-41672-A14B102
15	41672-0060	A-41672-A15C102			41672-0099	A-41672-A15A503	026486154	A-41672-A15B102
16	41672-0061	A-41672-A16C102			41672-0100	A-41672-A16A503	026486164	A-41672-A16B102
17	41672-0062	A-41672-A17C102			41672-0101	A-41672-A17A503	026486174	A-41672-A17B102
18	41672-0063	A-41672-A18C102			41672-0102	A-41672-A18A503	026486184	A-41672-A18B102
19	41672-0064	A-41672-A19C102			41672-0103	A-41672-A19A503	026486194	A-41672-A19B102
20	41672-0065	A-41672-A20C102			41672-0104	A-41672-A20A503	026486204	A-41672-A20B102
21	41672-0066	A-41672-A21C102			41672-0105	A-41672-A21A503	026486214	A-41672-A21B102
22	41672-0067	A-41672-A22C102			026586221	A-41672-A22A503	026486224	A-41672-A22B102
23	41672-0068	A-41672-A23C102			41672-0106	A-41672-A23A503	026486234	A-41672-A23B102
24	026582241	A-41672-A24C102			41672-0107	A-41672-A24A503	026486244	A-41672-A24B102

REV:	ECR/ECN INFORMATION:	TITLE:	SHEET No.
AB4	EC No.: **UCP2009-2938** DATE: **6/15/2009**	KK 156 HEADER ASSEMBLY FRICTION LOCK BREAKAWAY RIGHT ANGLE	**- 3 -**

DOCUMENT NUMBER:	CREATED / REVISED BY:	CHECKED BY:	APPROVED BY:
SD- 41672 -001	**MKIPPER**	**SSOUSEK**	**FSMITH**

	Header No:	41186-A-AN	Header No:	41186-A-AN	Header No:	41186-A-AN	Header No:	41186-A-AN
	Pin No:	2161-96(501)	Pin No:	2161-37(501)	Pin No:	2161-19(102)	Pin No:	2161-19(102)
	Pin Length L	1.531 / 38.89	Pin Length L	1.100 / 27.90	Pin Length L	1.032 / 26.21	Pin Length L	1.032 / 26.21
	Mating M	.500 / 12.70	Mating M	.523 / 13.28	Mating M	.458/11.63 REF	Mating M	.461 / 11.71
	Gold:	OVERALL	Gold:	OVERALL	Gold:	NA	Gold:	NA
	Bend Height: Y	.213 / 5.41	Bend Height: Y	.213 / 5.41	Bend Height: Y	.221 / 5.61	Bend Height: Y	.213 / 5.41
	PC Tail P	.592 / 15.04	PC Tail P	.136 / 3.45	PC Tail P	.125+-.015	PC Tail P	.130 / 3.30
	Tin:	NA	Tin:	NA	Tin:	OVERALL	Tin:	OVERALL
	Pack Per	PK-41672-001	Pack Per	PK-41672-001	Pack Per	PK-41672-001	Pack Per	PK-41672-001

Ckts	Material No	Engineer Number	Material No	Engineer Number	Material No	Engineer Number	Material No	Engineer Number
2	41672-0109	A-41672-A02D501	026586020	A-41672-A02C501	026482029	A-41672-A02E102	41672-0151	A-41672-A02F102
3	41672-0110	A-41672-A03D501	026586030	A-41672-A03C501	026482039	A-41672-A03E102	41672-0152	A-41672-A03F102
4	41672-0111	A-41672-A04D501	41672-0131	A-41672-A04C501	026482049	A-41672-A04E102	41672-0153	A-41672-A04F102
5	41672-0112	A-41672-A05D501	41672-0132	A-41672-A05C501	026482059	A-41672-A05E102	41672-0154	A-41672-A05F102
6	41672-0113	A-41672-A06D501	41672-0133	A-41672-A06C501	026482069	A-41672-A06E102	41672-0155	A-41672-A06F102
7	41672-0114	A-41672-A07D501	41672-0134	A-41672-A07C501	026482079	A-41672-A07E102	41672-0156	A-41672-A07F102
8	41672-0115	A-41672-A08D501	026586080	A-41672-A08C501	026482089	A-41672-A08E102	41672-0157	A-41672-A08F102
9	41672-0116	A-41672-A09D501	41672-0135	A-41672-A09C501	026482099	A-41672-A09E102	41672-0158	A-41672-A09F102
10	41672-0117	A-41672-A10D501	41672-0136	A-41672-A10C501	026482109	A-41672-A10E102	41672-0159	A-41672-A10F102
11	41672-0118	A-41672-A11D501	41672-0137	A-41672-A11C501	026482119	A-41672-A11E102	41672-0160	A-41672-A11F102
12	41672-0119	A-41672-A12D501	41672-0138	A-41672-A12C501	026482129	A-41672-A12E102	41672-0161	A-41672-A12F102
13	41672-0120	A-41672-A13D501	41672-0139	A-41672-A13C501	026482139	A-41672-A13E102	41672-0162	A-41672-A13F102
14	41672-0121	A-41672-A14D501	41672-0140	A-41672-A14C501	026482149	A-41672-A14E102	41672-0163	A-41672-A14F102
15	41672-0122	A-41672-A15D501	41672-0141	A-41672-A15C501	026482159	A-41672-A15E102	41672-0164	A-41672-A15F102
16	41672-0123	A-41672-A16D501	41672-0142	A-41672-A16C501	026482169	A-41672-A16E102	41672-0165	A-41672-A16F102
17	41672-0124	A-41672-A17D501	41672-0143	A-41672-A17C501	026482179	A-41672-A17E102	41672-0166	A-41672-A17F102
18	41672-0125	A-41672-A18D501	41672-0144	A-41672-A18C501	026482189	A-41672-A18E102	41672-0167	A-41672-A18F102
19	41672-0126	A-41672-A19D501	41672-0145	A-41672-A19C501	026482199	A-41672-A19E102	41672-0168	A-41672-A19F102
20	41672-0127	A-41672-A20D501	41672-0146	A-41672-A20C501	026482209	A-41672-A20E102	41672-0169	A-41672-A20F102
21	41672-0128	A-41672-A21D501	41672-0147	A-41672-A21C501	026482219	A-41672-A21E102	41672-0170	A-41672-A21F102
22	41672-0129	A-41672-A22D501	41672-0148	A-41672-A22C501	026482229	A-41672-A22E102	41672-0171	A-41672-A22F102
23	41672-0130	A-41672-A23D501	41672-0149	A-41672-A23C501	026482239	A-41672-A23E102	41672-0172	A-41672-A23F102
24	026586242	A-41672-A24D501	41672-0150	A-41672-A24C501	026482249	A-41672-A24E102	41672-0173	A-41672-A24F102

REV:	ECR/ECN INFORMATION:	TITLE:	SHEET No.
AB4	EC No.: **UCP2009-2938** DATE: **6/15/2009**	KK 156 HEADER ASSEMBLY FRICTION LOCK BREAKAWAY RIGHT ANGLE	**- 4 -**

DOCUMENT NUMBER:	CREATED / REVISED BY:	CHECKED BY:	APPROVED BY:
SD- 41672 -001	**MKIPPER**	**SSOUSEK**	**FSMITH**

Header No:	41186-A-AN	
Pin No:	2161-52(102)	
Pin Length L	1.063 / 27.00	
Mating M	.450 / 11.43	
Gold:	NA	
Bend Height: Y	.213 / 5.41	
PC Tail P	.172 / 4.69	
Tin:	OVERALL	
Pack Per	PK-41672-001	

Ckts	Material No	Engineer Number
2	41672-0176	A-41672-A02G102
3	41672-0177	A-41672-A03G102
4	41672-0178	A-41672-A04G102
5	41672-0179	A-41672-A05G102
6	41672-0180	A-41672-A06G102
7	41672-0181	A-41672-A07G102
8	41672-0182	A-41672-A08G102
9	41672-0183	A-41672-A09G102
10	41672-0184	A-41672-A10G102
11	41672-0185	A-41672-A11G102
12	41672-0186	A-41672-A12G102
13	41672-0187	A-41672-A13G102
14	41672-0188	A-41672-A14G102
15	41672-0189	A-41672-A15G102
16	41672-0190	A-41672-A16G102
17	41672-0191	A-41672-A17G102
18	41672-0192	A-41672-A18G102
19	41672-0193	A-41672-A19G102
20	41672-0194	A-41672-A20G102
21	41672-0195	A-41672-A21G102
22	41672-0196	A-41672-A22G102
23	41672-0197	A-41672-A23G102
24	41672-0198	A-41672-A24G102

Header No:	41186-A-AN	
Pin No:	2161-37(102)	
Pin Length L	1.100 / 27.90	
Mating M	.450 / 11.43	
Gold:	NA	
Bend Height: Y	.213 / 5.41	
PC Tail P	.212 / 5.38	
Tin:	OVERALL	
Pack Per	PK-41672-001	

Material No	Engineer Number	Void
026504051	A-41672-A05A102-51	2,4
41672-0047	A-41672-A02A102-1	1
41672-0174	A-41672-A23A102-51	18,20 ,22
026504042	A-41672-A04A102-02	2
026504061	A-41672-A06A102-4	4
026504043	A-41672-A04A102-3	3
026504062	A-41672-A06A102-5	5
416720048	A-41672-A09A102-51	2,3.4, 6,7,8
416720049	A-41672-A14A102-12	12
026504102	A-41672-A10A102-5	5
026504072	A-41672-A07A102-2	2
41672-0175	A-41672-A11A102-2	2
41672-0203	A-41672-A14A102-51	2,6, 11,13
41672-0227	A-41672-A05A102-2	2

Header No:	41186-A-AN	
Pin No:	2161-37(501)	
Pin Length L	1.100 / 27.90	
Mating M	.450 / 11.43	
Gold:	OVERALL	
Bend Height: Y	.213 / 5.41	
PC Tail P	.212 / 5.38	
Tin:	NA	
Pack Per	PK-41672-001	

Material No	Engineer Number	Void
026504121	A-41672-A12A501-51	4,6
026497063	A-41672-A06A501-5	5

REV:	ECR/ECN INFORMATION:	TITLE:	SHEET No.
AB4	EC No.: **UCP2009-2938** DATE: **6/15/2009**	KK 156 HEADER ASSEMBLY FRICTION LOCK BREAKAWAY RIGHT ANGLE	**- 5 -**

DOCUMENT NUMBER:	CREATED / REVISED BY:	CHECKED BY:	APPROVED BY:
SD- 41672 -001	**MKIPPER**	**SSOUSEK**	**FSMITH**

Header No:	41186-A-AN
Pin No:	2161-37(102)
Pin Length L	1.100 / 27.90
Mating M	.523 / 13.28
Gold:	NA
Bend Height: Y	.213 / 5.41
PC Tail P	.136 / 3.45
Tin:	OVERALL
Pack Per	PK-41672-001

Material No	Engineer Number	Void
026504141	A-41672-A14C102-51	2,4,8 ,12

Header No:	41186-A-AN
Pin No:	2161-64(102)
Pin Length L	1.175 / 29.85
Mating M	.523 / 13.28
Gold:	NA
Bend Height: Y	.217 / 5.51
PC Tail P	.207 / 5.26
Tin:	OVERALL
Pack Per	PK-41672-001

Material No	Engineer Number	Void
026504041	A-41672-A04B102-3	3
416720108	A-41672-A03B102-3	3
026504181	A-41672-A18B102-13	13
026504182	A-41672-A18B102-9	9
026504101	A-41672-A10B102-7	7
026504183	A-41672-A18B102-51	4,11
026504184	A-41672-A18B102-52	3,14
026504185	A-41672-A18B102-53	4,11,14

Header No:		
Pin No:		
Pin Length L		
Mating M		
Gold:		
Bend Height: Y		
PC Tail P		
Tin:		
Pack Per		

Material No	Engineer Number	Void

REV:	ECR/ECN INFORMATION:	TITLE:	SHEET No.
AB4	EC No.: **UCP2009-2938** DATE: **6/15/2009**	KK 156 HEADER ASSEMBLY FRICTION LOCK BREAKAWAY RIGHT ANGLE	**- 6 -**

DOCUMENT NUMBER:	CREATED / REVISED BY:	CHECKED BY:	APPROVED BY:
SD- 41672 -001	**MKIPPER**	**SSOUSEK**	**FSMITH**

Header No:	41186-A-AN
Pin No:	2161-19(102)
Pin Length L	1.032 / 26.21
Mating M	.461 / 11.71
Gold:	NA
Bend Height: Y	.213 / 5.41
PC Tail P	.130 / 3.30
Tin:	OVERALL
Pack Per	PK-41672-001

Material No	Engineer Number	Void
026504044	A-41672-A04F102-3	3

Header No:	41186-A-AN
Pin No:	2161-52(102)
Pin Length L	1.063 / 27.00
Mating M	.450 / 11.43
Gold:	NA
Bend Height: Y	.213 / 5.41
PC Tail P	.172 / 4.69
Tin:	OVERALL
Pack Per	PK-41672-001

Material No	Engineer Number	Void
41672-0199	A-41672-A03G102-1	1
41672-0200	A-41672-A05G102-4	4
41672-0201	A-41672-A03G102-3	3
41672-0202	A-41672-A05G102-3	3

Header No:	41186-A-AN
Pin No:	2161-19(154)
Pin Length L	1.032 / 26.21
Mating M	.458 / 11.63
Gold:	NA
Bend Height: Y	.221 / 5.61
PC Tail P	.125 / 3.18
Tin:	OVERALL
Pack Per	PK-41672-001

Material No	Engineer Number	Void
41672-0228	A-41672-A05E154-2	2

REV:	ECR/ECN INFORMATION:	TITLE:	SHEET No.
AB4	EC No.: **UCP2009-2938** DATE: **6/15/2009**	KK 156 HEADER ASSEMBLY FRICTION LOCK BREAKAWAY RIGHT ANGLE	**- 7 -**

DOCUMENT NUMBER:	CREATED / REVISED BY:	CHECKED BY:	APPROVED BY:
SD- 41672 -001	**MKIPPER**	**SSOUSEK**	**FSMITH**

Header No:		
Pin No:		
Pin Length L		
Mating M		
Gold:		
Bend Height: Y		
PC Tail P		
Tin:		
Pack Per		
Material No	Engineer Number	Void

Header No:		
Pin No:		
Pin Length L		
Mating M		
Gold:		
Bend Height: Y		
PC Tail P		
Tin:		
Pack Per		
Material No	Engineer Number	Void

Header No:		
Pin No:		
Pin Length L		
Mating M		
Gold:		
Bend Height: Y		
PC Tail P		
Tin:		
Pack Per		
Material No	Engineer Number	Void

REV:	ECR/ECN INFORMATION:	TITLE:	SHEET No.
AB4	EC No.: **UCP2009-2938** DATE: **6/15/2009**	KK 156 HEADER ASSEMBLY FRICTION LOCK BREAKAWAY RIGHT ANGLE	**- 8 -**

DOCUMENT NUMBER:	CREATED / REVISED BY:	CHECKED BY:	APPROVED BY:
SD- 41672 -001	**MKIPPER**	**SSOUSEK**	**FSMITH**

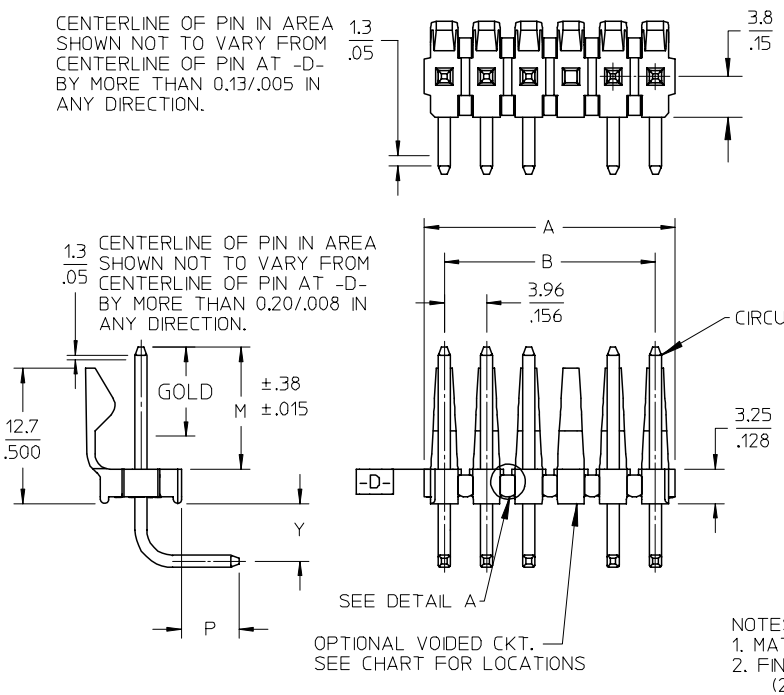

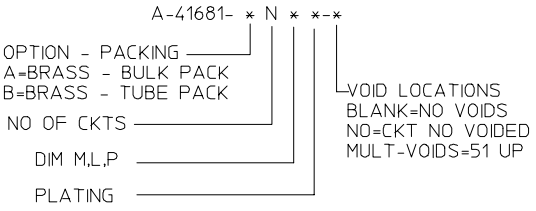

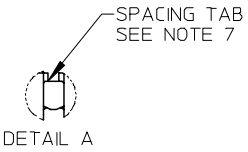

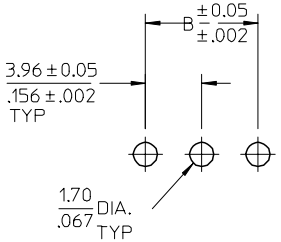

PCB LAYOUT:COMPONENT SIDE
RECOMMENDED PCB THICKNESS:
(1.57±.18)/.062±.007

CIRCUIT	A	B
2	6.78/7.87 .267/.310	3.96 .156
3	10.74/11.84 .423/.466	7.92 .312
4	14.71/15.80 .579/.622	11.89 .468
5	18.67/19.76 .735/.778	15.85 .624
6	22.63/23.72 .891/.934	19.81 .780
7	26.59/27.69 1.047/1.090	23.77 .936
8	30.56/31.65 1.203/1.246	27.74 1.092
9	34.52/35.61 1.359/1.402	31.70 1.248
10	38.48/39.57 1.515/1.558	35.66 1.404
11	42.44/43.54 1.671/1.714	39.62 1.560
12	46.41/47.50 1.827/1.870	43.59 1.716
13	50.37/51.46 1.983/2.026	47.55 1.872
14	54.33/55.42 2.139/2.182	51.51 2.028
15	58.29/59.39 2.295/2.338	55.47 2.184
16	62.26/63.35 2.451/2.494	59.44 2.340
17	66.22/67.31 2.607/2.650	63.40 2.496
18	70.18/71.27 2.763/2.806	67.36 2.652
19	74.14/75.23 2.919/2.962	71.32 2.808
20	78.11/79.20 3.075/3.118	75.29 2.964
21	82.07/83.16 3.231/3.274	79.25 3.120
22	86.03/87.12 3.387/3.430	83.21 3.276
23	89.94/91.08 3.541/3.586	87.17 3.432
24	93.85/95.00 3.695/3.740	91.14 3.588

NOTES:
1. MATERIAL: HEADER: POLYESTER, 94V-0, MOLDED BLACK
2. FINISH:
   (228) SELECT GOLD: 0.00076/.000030 MIN,
   *SELECT TIN: 0.00254/.000100 MIN,
   OVERALL NICKEL UNDERPLATE: 0.00127/.000050 MIN.
   *THE PRIMARY SHIPPING CARTON WILL BE LABELED "COMPLIANT TO RoHS DIRECTIVE 2002/95/EC AND ELV ANNEX II OF DIRECTIVE 2000/53/EC". CARTONS WITHOUT THIS LABEL MAY CONTAIN PRODUCT WITH TIN/LEAD PLATINGS.
3. PRODUCT SPECIFICATION: PS-08-50.
4. PACKAGING INFORMATION: SEE CHARTS
5. SOLDERABILITY: PER SMES-152.
6. PIN PUSH-OUT FORCE: PRIOR TO SOLDERING, A 3 LB. MINIMUM FORCE IN EITHER DIRECTION SHALL BE REQUIRED TO PUSH THE PIN OUT OF THE HEADER.
7. PARTS ARE STACKABLE END TO END ON 3.96/.156 CENTERS.(SPACING TABS MUST BE REMOVED ON CIRCUIT SIZES 1-23 BEFORE PARTS ARE STACKABLE.

2-*	A1
1	A2
SHEET	REV

ADD DIMENSION EC NO: UCP2006-2296 2006/04/27
DRWN:PRIDDER 2006/04/28
CH'KD:ADERR 2006/04/28
APPR:FSMITH 2006/04/28
DESCRIPTION
A2
REV

QUALITY SYMBOLS
▼=0
▽=0

GENERAL TOLERANCES (UNLESS SPECIFIED)

	mm	INCH
4 PLACES	± ---	± ---
3 PLACES	± ---	± .010
2 PLACES	± 0.25	± .015
1 PLACE	± 0.38	± ---
ANGULAR ±1/2°		

DRAFT WHERE APPLICABLE MUST REMAIN WITHIN DIMENSIONS

DIMENSION STYLE: MM/IN
SCALE: 2:1
DESIGN UNITS: INCH
THIRD ANGLE PROJECTION

DRAWN BY: JSCHAFER DATE: 12-5-03
CHECKED BY: KSAMIEC DATE: 12-12-03
APPROVED BY: MARGULIS DATE: 12-16-03

TITLE: KK .156 HEADER ASSEMBLY FRICTION LOCK BREAKAWAY RIGHT ANGLE (LEAD-FREE)

MOLEX INCORPORATED

MATERIAL NO.: SEE CHART
DOCUMENT NO.: SD-41672-002
SHEET NO.: 1 OF *

SIZE A

THIS DRAWING CONTAINS INFORMATION THAT IS PROPRIETARY TO MOLEX INCORPORATED AND SHOULD NOT BE USED WITHOUT WRITTEN PERMISSION

	Header No:	41186-A-AN		Header No:			Header No:			Header No:	
	Pin No:	43294-0570		Pin No:			Pin No:			Pin No:	
	Pin Length L	1.100 / 27.90		Pin Length L			Pin Length L			Pin Length L	
	Mating M	.450 / 11.43		Mating M			Mating M			Mating M	
	Gold:	.270 / 6.86		Gold:			Gold:			Gold:	
	Bend Height: Y	.213 / 5.41		Bend Height: Y			Bend Height: Y			Bend Height: Y	
	PC Tail P	.212 / 5.38		PC Tail P			PC Tail P			PC Tail P	
	Tin:	.200 / 5.08		Tin:			Tin:			Tin:	
	Pack Per	PK-41672-001		Pack Per			Pack Per			Pack Per	
Ckts	Material No	Engineer Number		Material No	Engineer Number		Material No	Engineer Number		Material No	Engineer Number
2											
3											
4											
5											
6	50-29-1898	A-41672-B06A228									
7											
8											
9											
10											
11											
12											
13											
14											
15											
16											
17											
18											
19											
20											
21											
22											
23											
24											

REV:	ECR/ECN INFORMATION:	TITLE:	SHEET No.
A1	EC No.: **UCP2006-1776** DATE: **4/11/2006**	KK 156 HEADER ASSEMBLY FRICTION LOCK BREAKAWAY RIGHT ANGLE (LEAD-FREE)	**- 2 -**

DOCUMENT NUMBER:	CREATED / REVISED BY:	CHECKED BY:	APPROVED BY:
SD- 41672 -002	**ADERR**	**SSOUSEK**	**FSMITH**