This document was generated on 06/02/2010

PLEASE CHECK WWW.MOLEX.COM FOR LATEST PART INFORMATION

Part Number: 0026481085

Status: Active

Description: 3.96mm (.156") Pitch KK® Header, Breakaway, Vertical, Square Pin, with Friction Lock, 8 Circuits, Tin (Sn) Plating

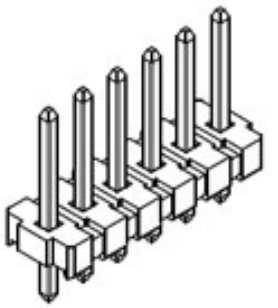

Series image - Reference only

Documents:

3D Model
Drawing (PDF)
Product Specification PS-08-50 (PDF)
RoHS Certificate of Compliance (PDF)

Agency Certification

CSA	LR19980
UL	E29179

General

Product Family	PCB Headers
Series	41671
Application	Wire-to-Board
Product Name	KK®

Physical

Breakaway	Yes
Circuits (Loaded)	8
Circuits (maximum)	8
Color - Resin	Black
Durability (mating cycles max)	25
Flammability	94V-0
Glow-Wire Compliant	No
Lock to Mating Part	Yes
Material - Metal	Brass
Material - Plating Mating	Tin
Material - Plating Termination	Tin
Material - Resin	Polyester
Number of Rows	1
Orientation	Vertical
PC Tail Length (in)	0.172 In
PC Tail Length (mm)	4.37 mm
PCB Locator	No
PCB Retention	None
PCB Thickness Recommended (in)	0.062 In
PCB Thickness Recommended (mm)	1.60 mm
Packaging Type	Bag
Pitch - Mating Interface (in)	0.156 In
Pitch - Mating Interface (mm)	3.96 mm
Plating min: Mating (µin)	200
Plating min: Mating (µm)	5
Plating min: Termination (µin)	200
Plating min: Termination (µm)	5
Polarized to Mating Part	Yes
Polarized to PCB	No
Shrouded	Partial
Stackable	No
Temperature Range - Operating	0°C to +75°C
Termination Interface: Style	Through Hole

Electrical

Current - Maximum per Contact	7A

EU RoHS
ELV and RoHS Compliant
REACH SVHC
Contains SVHC: No
Halogen-Free Status
Not Halogen-Free

China RoHS

Need more information on product environmental compliance?

Email productcompliance@molex.com
For a multiple part number RoHS Certificate of Compliance, click here

Please visit the Contact Us section for any non-product compliance questions.

Search Parts in this Series
41671Series

Mates With
3069 Crimp Housing, 2139 Crimp Housing, 6442 KK® Crimp Housing, 41695 Crimp Housing, 7674 IDT Assembly, 7675 IDT Connector, 41815 PCB Connector, 2145 PCB Connector, 3215 KK® PCB Connector

Voltage - Maximum	250V

Solder Process Data

Duration at Max. Process Temperature (seconds)	5
Lead-free Process Capability	Wave Capable (TH only)
Max. Cycles at Max. Process Temperature	1
Process Temperature max. C	235

Material Info

Old Part Number	A-41671-A08A102

Reference - Drawing Numbers

Packaging Specification	PK-41671-001
Product Specification	PS-08-50
Sales Drawing	SD-41671-001

This document was generated on 06/02/2010

PLEASE CHECK WWW.MOLEX.COM FOR LATEST PART INFORMATION

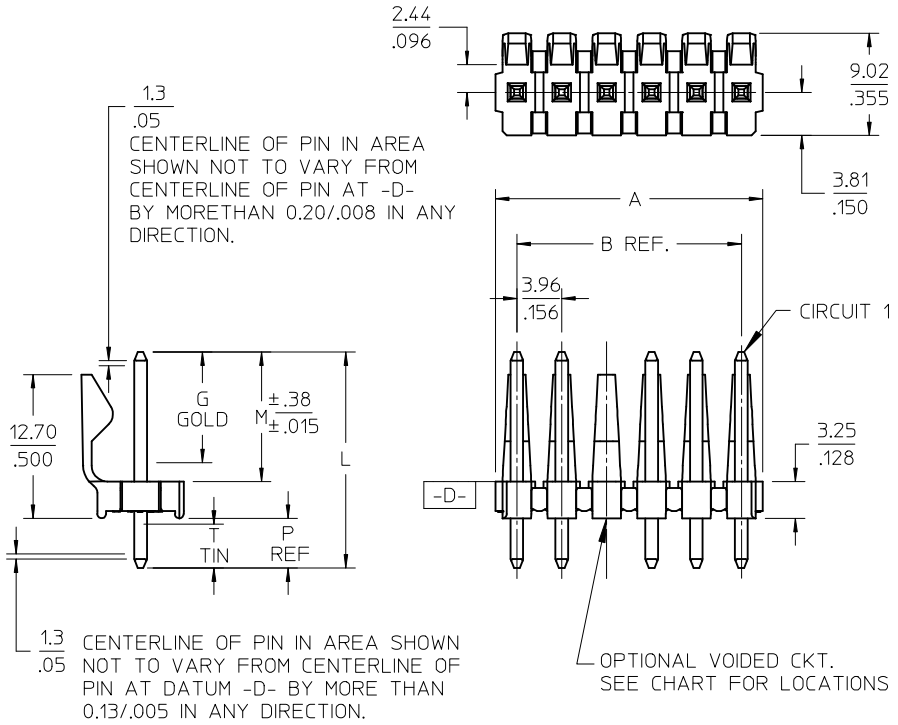

NOTES:

1. MATERIAL: POLYESTER, 94V-0, MOLDED BLACK
2. FINISH: PER ES-88
   - (102) OVERALL TIN: 0.00508/.000200 MIN.
     OVERALL COPPER: 0.00254/.000100 MIN.
   - (222) OVERALL MATTE TIN: 0.00254/.000100 MIN
     OVERALL NICKEL: 0.00127/.000050 MIN.
   - (208) SELECT GOLD: 0.00038/.000015 MIN.
     *SELECT TIN: 0.00254/.000100 MIN.,
     OVERALL NICKEL UNDERPLATE: 0.00127/.000050 MIN.
   - (228) SELECT GOLD: 0.00076/.000030 MIN.,
     *SELECT TIN: 0.00254/.000100 MIN.,
     OVERALL NICKEL UNDERPLATE: 0.00127/.000050 MIN.
   - (501) OVERALL GOLD: 0.00051/.000020 MIN.
     OVERALL NICKEL: 0.00076/.000030 MIN.
   - (503) OVERALL GOLD: 0.00076/.000030 MIN.
     OVERALL NICKEL: 0.00127/.000050 MIN.

   *THE PRIMARY SHIPPING CARTON WILL BE LABELED "COMPLIANT TO RoHS DIRECTIVE 2002/95/EC AND ELV ANNEX II OF DIRECTIVE 2000/53/EC". CARTONS WITHOUT THIS LABEL MAY CONTAIN PRODUCT WITH TIN-LEAD PLATING.
3. PRODUCT SPECIFICATION: PS-08-50.
4. PACKAGING INFO: SEE TABLE.
5. SOLDERABILITY: PER SMES-152.
6. PIN PUSH-OUT FORCE: PRIOR TO SOLDERING,3 LB MIN. FORCE IN EITHER DIRECTION SHALL BE REQUIRED TO PUSH THE PIN OUT OF THE HEADER.
7. PARTS ARE STACKABLE END TO END ON 3.96/.156 CENTERS. (SPACING TABS MUST BE REMOVED ON CIRCUIT SIZES 1-23 BEFORE PARTS ARE STACKABLE.
8. THIS PART CONFORMS TO CLASS B REQUIREMENTS OF COSMETIC SPECIFICATION PS-45499-002.

CKT	B	A
2	3.96 .156	6.78/7.87 .267/.310
3	7.92 .312	10.74/11.84 .423/.466
4	11.89 .468	14.71/15.80 .579/.622
5	15.85 .624	18.67/19.76 .735/.778
6	19.81 .780	22.63/23.72 .891/.934
7	23.77 .936	26.59/27.69 1.047/1.090
8	27.74 1.092	30.56/31.65 1.203/1.246
9	31.70 1.248	34.52/35.61 1.359/1.402
10	35.66 1.404	38.48/39.57 1.515/1.558
11	39.62 1.560	42.44/43.54 1.671/1.714
12	43.59 1.716	46.41/47.50 1.827/1.870
13	47.55 1.872	50.37/51.46 1.983/2.026
14	51.51 2.028	54.33/55.42 2.139/2.182
15	55.47 2.184	58.29/59.39 2.295/2.338
16	59.44 2.340	62.26/63.35 2.451/2.494
17	63.40 2.496	66.22/67.31 2.607/2.650
18	67.36 2.652	70.18/71.27 2.763/2.806
19	71.32 2.808	74.14/75.23 2.919/2.962
20	75.29 2.964	78.11/79.20 3.075/3.118
21	79.25 3.120	82.07/83.16 3.231/3.274
22	83.21 3.276	86.03/87.12 3.387/3.430
23	87.17 3.432	89.94/91.08 3.541/3.586
24	91.14 3.588	93.85/95.00 3.695/3.740

A-41671- * N * *-*

OPTION -PIN- PACKING
A=BRASS -2161- BULK PACK
B=BRASS -2161- TUBE PACK
C=BRASS -43294- BULK PACK

NO OF CKTS

DIM M,L,P

PLATING

VOID LOCATIONS
BLANK=NO VOIDS
NO=CKT NO VOIDED
MULT-VOIDS=51 UP

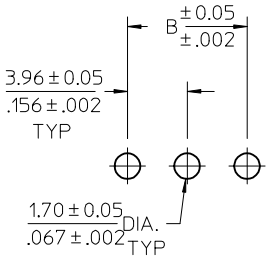

PCB LAYOUT:COMPONENT SIDE
RECOMMENDED PCB THICKNESS:
1.57±.18/.062±.007

2-*	AJ
1	AJ
SHT	REV

DESCRIPTION	REV
CHANGE PIN EC NO: UCP2009-1378 2008/12/08 DRWN:MKIPPER 2008/12/08 CH'KD:SSOUSEK 2008/12/08 APPR:FSMITH 2008/12/08	AJ

QUALITY SYMBOLS
▼=0
Ⓒ=0

GENERAL TOLERANCES (UNLESS SPECIFIED)

	mm	INCH
4 PLACES	± ---	± ---
3 PLACES	± ---	±.010
2 PLACES	± 0.25	±.015
1 PLACE	± 0.38	± ---

ANGULAR ±1/2°

DRAFT WHERE APPLICABLE MUST REMAIN WITHIN DIMENSIONS

DIMENSION STYLE: MM/IN	SCALE: 1.5:1	DESIGN UNITS: INCH	THIRD ANGLE PROJECTION
DRAWN BY: JSCHAFER	DATE: 2004/04/05		
CHECKED BY: KSAMIEC	DATE: 2004/04/05		
APPROVED BY: MARGULIS	DATE: 2004/04/05		
MATERIAL NO.: SEE CHART	DOCUMENT NO.: SD-41671-001	SHEET NO.: 1 OF 8	

TITLE: KK 156 HEADER ASSEMBLY FRICTION LOCK STRAIGHT BREAKAWAY

MOLEX INCORPORATED

SIZE A

THIS DRAWING CONTAINS INFORMATION THAT IS PROPRIETARY TO MOLEX INCORPORATED AND SHOULD NOT BE USED WITHOUT WRITTEN PERMISSION

	Group No:	A-41671-ANA102	Group No:	A-41671-CNA208	Group No:	A-41671-CNA228
	Pin No:	2161-1 (102)	Pin No:	43294-0236	Pin No:	43294-0237
	Plating:	102 TIN	Plating:	208 15 GOLD	Plating:	228 30 GOLD
	Pin Length L	.750 / 19.05	Pin Length L	.750 / 19.05	Pin Length L	.750 / 19.05
	Mating M	.450 / 11.43	Mating M	.450 / 11.43	Mating M	.450 / 11.43
	Gold Loc G	NA	Gold Loc G	.270 / 6.86	Gold Loc G	.270 / 6.86
	PC Tail P	.172 / 4.37	PC Tail P	.172 / 4.37	PC Tail P	.172 / 4.37
	Tin Loc T	OVERALL	Tin Loc T	.160 / 4.06	Tin Loc T	.160 / 4.06
	Voided Ckts	NONE	Voided Ckts	NONE	Voided Ckts	NONE
	Pack Per	PK-41671-001	Pack Per	PK-41671-001	Pack Per	PK-41671-001

Ckts	Material No	Engineer Number	Material No	Engineer Number	Material No	Engineer Number
2	26-48-1025	A-41671-A02A102	41671-0001	A-41671-C02A208	41671-0024	A-41671-C02A228
3	26-48-1035	A-41671-A03A102	41671-0002	A-41671-C03A208	41671-0025	A-41671-C03A228
4	26-48-1045	A-41671-A04A102	41671-0003	A-41671-C04A208	41671-0026	A-41671-C04A228
5	26-48-1055	A-41671-A05A102	41671-0004	A-41671-C05A208	41671-0027	A-41671-C05A228
6	26-48-1065	A-41671-A06A102	41671-0005	A-41671-C06A208	41671-0028	A-41671-C06A228
7	26-48-1075	A-41671-A07A102	41671-0006	A-41671-C07A208	41671-0029	A-41671-C07A228
8	26-48-1085	A-41671-A08A102	41671-0007	A-41671-C08A208	41671-0030	A-41671-C08A228
9	26-48-1095	A-41671-A09A102	41671-0008	A-41671-C09A208	41671-0031	A-41671-C09A228
10	26-48-1105	A-41671-A10A102	41671-0009	A-41671-C10A208	41671-0032	A-41671-C10A228
11	26-48-1115	A-41671-A11A102	41671-0010	A-41671-C11A208	41671-0033	A-41671-C11A228
12	26-48-1125	A-41671-A12A102	41671-0011	A-41671-C12A208	41671-0034	A-41671-C12A228
13	26-48-1135	A-41671-A13A102	41671-0012	A-41671-C13A208	41671-0035	A-41671-C13A228
14	26-48-1145	A-41671-A14A102	41671-0013	A-41671-C14A208	41671-0036	A-41671-C14A228
15	26-48-1155	A-41671-A15A102	41671-0014	A-41671-C15A208	41671-0037	A-41671-C15A228
16	26-48-1165	A-41671-A16A102	41671-0015	A-41671-C16A208	41671-0038	A-41671-C16A228
17	26-48-1175	A-41671-A17A102	41671-0016	A-41671-C17A208	41671-0039	A-41671-C17A228
18	26-48-1185	A-41671-A18A102	41671-0017	A-41671-C18A208	41671-0040	A-41671-C18A228
19	26-48-1195	A-41671-A19A102	41671-0018	A-41671-C19A208	41671-0041	A-41671-C19A228
20	26-48-1205	A-41671-A20A102	41671-0019	A-41671-C20A208	41671-0042	A-41671-C20A228
21	26-48-1215	A-41671-A21A102	41671-0020	A-41671-C21A208	41671-0043	A-41671-C21A228
22	26-48-1225	A-41671-A22A102	41671-0021	A-41671-C22A208	41671-0044	A-41671-C22A228
23	26-48-1235	A-41671-A23A102	41671-0022	A-41671-C23A208	41671-0045	A-41671-C23A228
24	26-48-1245	A-41671-A24A102	41671-0023	A-41671-C24A208	41671-0046	A-41671-C24A228
	STD TIN CATALOG PRODUCT		STD 15 GOLD CATALOG PRODUCT		STD 30 GOLD CATALOG PRODUCT	

REV:	ECR/ECN INFORMATION:	TITLE:	SHEET No.
AJ	**EC. NO. UCP2009-1378** **DATE: 12/8/2008**	KK .156 HEADER ASSEMBLY FRICTION LOCK STRAIGHT 2-24 CKTS.	**- 2 -**

DOCUMENT NUMBER:	CREATED / REVISED BY:	CHECKED BY:	APPROVED BY:
SD – 41671 - 001	**MKIPPER**	**SSOUSEK**	**FSMITH**

Group No:		A-41671-ANA501
Pin No:		2161-1 (501)
Plating:		501 GOLD
Pin Length	L	.750 / 19.05
Mating	M	.450 / 11.43
Gold Loc	G	OVERALL
PC Tail	P	.172 / 4.37
Tin Loc	T	NA
Voided Ckts		NONE
Pack Per		PK-41671-001

Ckts	Material No	Engineer Number
2	26-48-2025	A-41671-A02A501
3	26-48-2035	A-41671-A03A501
4	26-48-2045	A-41671-A04A501
5	26-48-2055	A-41671-A05A501
6	26-48-2065	A-41671-A06A501
7	26-48-2075	A-41671-A07A501
8	26-48-2085	A-41671-A08A501
9	26-48-2095	A-41671-A09A501
10	26-48-2105	A-41671-A10A501
11	26-48-2115	A-41671-A11A501
12	26-48-2125	A-41671-A12A501
13	26-48-2135	A-41671-A13A501
14	26-48-2145	A-41671-A14A501
15	26-48-2155	A-41671-A15A501
16	26-48-2165	A-41671-A16A501
17	26-48-2175	A-41671-A17A501
18	26-48-2185	A-41671-A18A501
19	26-48-2195	A-41671-A19A501
20	26-48-2205	A-41671-A20A501
21	26-48-2215	A-41671-A21A501
22	26-48-2225	A-41671-A22A501
23	26-48-2235	A-41671-A23A501
24	26-48-2245	A-41671-A24A501

Group No:		A-41671-ANA503
Pin No:		2161 – 1(503)
Plating:		503 GOLD
Pin Length	L	.750 / 19.05
Mating	M	.450 / 11.43
Gold Loc	G	OVERALL
PC Tail	P	.172 / 4.37
Tin Loc	T	NA
Voided Ckts		NONE
Pack Per		PK-41671-001

Material No	Engineer Number
26-48-9026	A-41671-A02A503
41671-0047	A-41671-A03A503
41671-0048	A-41671-A04A503
26-48-9056	A-41671-A05A503
41671-0049	A-41671-A06A503
41671-0050	A-41671-A07A503
41671-0051	A-41671-A08A503
26-48-9096	A-41671-A09A503
26-48-9106	A-41671-A10A503
41671-0052	A-41671-A11A503
26-48-9126	A-41671-A12A503
41671-0053	A-41671-A13A503
41671-0054	A-41671-A14A503
41671-0055	A-41671-A15A503
41671-0056	A-41671-A16A503
41671-0057	A-41671-A17A503
41671-0058	A-41671-A18A503
41671-0059	A-41671-A19A503
41671-0060	A-41671-A20A503
41671-0061	A-41671-A21A503
41671-0062	A-41671-A22A503
41671-0063	A-41671-A23A503
26-48-9246	A-41671-A24A503

Group No:		A-41671-AND102
Pin No:		2161-56 (102)
Plating:		102 TIN
Pin Length	L	.703 / 17.86
Mating	M	.450 / 11.43
Gold Loc	G	NA
PC Tail	P	.125 / 3.18
Tin Loc	T	OVERALL
Voided Ckts		NONE
Pack Per		PK-41671-001

Material No	Engineer Number
26-48-9023	A-41671-A02D102
26-48-9033	A-41671-A03D102
26-48-9043	A-41671-A04D102
26-48-9053	A-41671-A05D102
26-48-9063	A-41671-A06D102
26-48-9073	A-41671-A07D102
26-48-9083	A-41671-A08D102
26-48-9093	A-41671-A09D102
26-48-9103	A-41671-A10D102
26-48-9113	A-41671-A11D102
26-48-9123	A-41671-A12D102
26-48-9133	A-41671-A13D102
26-48-9143	A-41671-A14D102
26-48-9153	A-41671-A15D102
26-48-9163	A-41671-A16D102
26-48-9173	A-41671-A17D102
26-48-9183	A-41671-A18D102
26-48-9193	A-41671-A19D102
26-48-9203	A-41671-A20D102
26-48-9213	A-41671-A21D102
26-48-9223	A-41671-A22D102
26-48-9233	A-41671-A23D102
26-48-9243	A-41671-A24D102

Group No:		A-41671-ANB102
Pin No:		2161-1 (102)
Plating:		102 TIN
Pin Length	L	.750 / 19.05
Mating	M	.523 / 13.28
Gold Loc	G	NA
PC Tail	P	.099 / 2.51
Tin Loc	T	OVERALL
Voided Ckts		NONE
Pack Per		PK-41671-001

Material No	Engineer Number
41671-0064	A-41671-A02B102
41671-0065	A-41671-A03B102
41671-0066	A-41671-A04B102
41671-0067	A-41671-A05B102
41671-0068	A-41671-A06B102
41671-0069	A-41671-A07B102
41671-0070	A-41671-A08B102
26-48-6095	A-41671-A09B102
41671-0071	A-41671-A10B102
41671-0072	A-41671-A11B102
41671-0073	A-41671-A12B102
41671-0074	A-41671-A13B102
41671-0075	A-41671-A14B102
41671-0076	A-41671-A15B102
41671-0077	A-41671-A16B102
41671-0078	A-41671-A17B102
41671-0079	A-41671-A18B102
41671-0080	A-41671-A19B102
41671-0081	A-41671-A20B102
41671-0082	A-41671-A21B102
41671-0083	A-41671-A22B102
41671-0084	A-41671-A23B102
26-48-6245	A-41671-A24B102

REV:	ECR/ECN INFORMATION:	TITLE:	SHEET No.
AJ	**EC. NO. UCP2009-1378** **DATE: 12/8/2008**	KK .156 HEADER ASSEMBLY FRICTION LOCK STRAIGHT 2-24 CKTS.	**- 3 -**

DOCUMENT NUMBER:	CREATED / REVISED BY:	CHECKED BY:	APPROVED BY:
SD – 41671 - 001	**MKIPPER**	**SSOUSEK**	**FSMITH**

	Group No:	A-41671-ANF102	Group No:	A-41671-ANB501	Group No:	A-41671-ANF501	Group No:	A-41671-ANN102
	Pin No:	2161-24 (102)	Pin No:	2161-1 (501)	Pin No:	2161-24 (501)	Pin No:	2161-19 (102)
	Plating:	102 TIN	Plating:	501 GOLD	Plating:	501 GOLD	Plating:	102 TIN
	Pin Length L	.800 / 20.32	Pin Length L	.750 / 19.05	Pin Length L	.800 / 20.32	Pin Length L	1.032 / 26.21
	Mating M	.480 / 12.19	Mating M	.523 / 13.28	Mating M	.480 / 12.19	Mating M	.450 / 11.43
	Gold Loc G	NA	Gold Loc G	OVERALL	Gold Loc G	OVERALL	Gold Loc G	NA
	PC Tail P	.192 / 4.88	PC Tail P	.099 / 2.51	PC Tail P	.192 / 4.88	PC Tail P	.454 / 11.53
	Tin Loc T	OVERALL	Tin Loc T	NA	Tin Loc T	NA	Tin Loc T	OVERALL
	Voided Ckts	NONE	Voided Ckts	NONE	Voided Ckts	NONE	Voided Ckts	NONE
	Pack Per	PK-41671-001	Pack Per	PK-41671-001	Pack Per	PK-41671-001	Pack Per	PK-41671-001

Ckts	Material No	Engineer Number	Material No	Engineer Number	Material No	Engineer Number	Material No	Engineer Number
2	26-48-4026	A-41671-A02F102	26-48-2027	A-41671-A02B501	41671-0250	A-41671-A02F501		A-41671-A02N102
3	26-48-4036	A-41671-A03F102	26-48-2037	A-41671-A03B501	41671-0350	A-41671-A03F501		A-41671-A03N102
4	26-48-4046	A-41671-A04F102	26-48-2047	A-41671-A04B501	41671-0450	A-41671-A04F501		A-41671-A04N102
5	26-48-4056	A-41671-A05F102	26-48-2057	A-41671-A05B501	41671-0550	A-41671-A05F501		A-41671-A05N102
6	26-48-4066	A-41671-A06F102	26-48-2067	A-41671-A06B501	41671-0650	A-41671-A06F501		A-41671-A06N102
7	26-48-4076	A-41671-A07F102	26-48-2077	A-41671-A07B501	41671-0750	A-41671-A07F501		A-41671-A07N102
8	26-48-4086	A-41671-A08F102	26-48-2087	A-41671-A08B501	41671-0850	A-41671-A08F501		A-41671-A08N102
9	26-48-4096	A-41671-A09F102	26-48-2097	A-41671-A09B501	41671-0950	A-41671-A09F501		A-41671-A09N102
10	26-48-4106	A-41671-A10F102	26-48-2107	A-41671-A10B501	41671-1050	A-41671-A10F501		A-41671-A10N102
11	26-48-4116	A-41671-A11F102	26-48-2117	A-41671-A11B501	41671-1150	A-41671-A11F501		A-41671-A11N102
12	26-48-4126	A-41671-A12F102	26-48-2127	A-41671-A12B501	41671-1250	A-41671-A12F501		A-41671-A12N102
13	26-48-4136	A-41671-A13F102	26-48-2137	A-41671-A13B501	41671-1350	A-41671-A13F501		A-41671-A13N102
14	26-48-4146	A-41671-A14F102	26-48-2147	A-41671-A14B501	41671-1450	A-41671-A14F501		A-41671-A14N102
15	26-48-4156	A-41671-A15F102	26-48-2157	A-41671-A15B501	41671-1550	A-41671-A15F501		A-41671-A15N102
16	26-48-4166	A-41671-A16F102	26-48-2167	A-41671-A16B501	41671-1650	A-41671-A16F501		A-41671-A16N102
17	26-48-4176	A-41671-A17F102	26-48-2177	A-41671-A17B501	41671-1750	A-41671-A17F501		A-41671-A17N102
18	26-48-4186	A-41671-A18F102	26-48-2187	A-41671-A18B501	41671-1850	A-41671-A18F501		A-41671-A18N102
19	26-48-4196	A-41671-A19F102	26-48-2197	A-41671-A19B501	41671-1950	A-41671-A19F501		A-41671-A19N102
20	26-48-4206	A-41671-A20F102	26-48-2207	A-41671-A20B501	41671-2050	A-41671-A20F501		A-41671-A20N102
21	26-48-4216	A-41671-A21F102	26-48-2217	A-41671-A21B501	41671-2150	A-41671-A21F501		A-41671-A21N102
22	26-48-4226	A-41671-A22F102	26-48-2227	A-41671-A22B501	41671-2250	A-41671-A22F501		A-41671-A22N102
23	26-48-4236	A-41671-A23F102	26-48-2237	A-41671-A23B501	41671-2350	A-41671-A23F501		A-41671-A23N102
24	26-48-4246	A-41671-A24F102	26-48-2247	A-41671-A24B501	41671-2450	A-41671-A24F501	26-48-8247	A-41671-A24N102

REV:	ECR/ECN INFORMATION:	TITLE:	SHEET No.
AJ	**EC. NO. UCP2009-1378** **DATE: 12/8/2008**	KK .156 HEADER ASSEMBLY FRICTION LOCK STRAIGHT 2-24 CKTS.	**- 4 -**

DOCUMENT NUMBER:	CREATED / REVISED BY:	CHECKED BY:	APPROVED BY:
SD – 41671 - 001	**MKIPPER**	**SSOUSEK**	**FSMITH**

	Group No:	A-41671-CNP228		Group No:	A-41671-CNR208		Group No:	A-41671-ANT102		Group No:	A-41671-ANA122				
	Pin No:	43294-0282		Pin No:	43294-0344		Pin No:	2161-37 (102)		Pin No:	2161-1 (122)				
	Plating:	228 30 GOLD		Plating:	208 15 GOLD		Plating:	102 TIN		Plating:	122 TIN				
	Pin Length L	.800 / 20.32		Pin Length L	.870 / 22.10		Pin Length L	1.100 / 27.94		Pin Length L	.750 / 19.05				
	Mating M	.523 / 13.28		Mating M	.450 / 11.43		Mating M	.486 / 12.34		Mating M	.450 / 11.43				
	Gold Loc G	.350 / 8.89		Gold Loc G	.400 / 10.16		Gold Loc G	NA		Gold Loc G	NA				
	PC Tail P	.149 / 3.78		PC Tail P	.292 / 7.42		PC Tail P	.486 / 12.34		PC Tail P	.172 / 4.37				
	Tin Loc T	.200 / 5.08		Tin Loc T	.200 / 5.08		Tin Loc T	OVERALL		Tin Loc T	OVERALL				
	Voided Ckts	NONE		Voided Ckts	NONE		Voided Ckts	NONE		Voided Ckts	NONE				
	Pack Per	PK-41671-001		Pack Per	PK-41671-001		Pack Per	PK-41671-001		Pack Per	PK-41671-001				
Ckts	Material No	Engineer Number		Material No	Engineer Number		Material No	Engineer Number		Material No	Engineer Number				
2	41671-2451	A-41671-C02P228		41671-2474	A-41671-C02R208		41671-3400	A-41671-A02T102		41671-3423	A-41671-A02A122				
3	41671-2452	A-41671-C03P228		41671-2475	A-41671-C03R208		41671-3401	A-41671-A03T102		41671-3424	A-41671-A03A122				
4	41671-2453	A-41671-C04P228		41671-2476	A-41671-C04R208		41671-3402	A-41671-A04T102		41671-3425	A-41671-A04A122				
5	41671-2454	A-41671-C05P228		41671-2477	A-41671-C05R208		41671-3403	A-41671-A05T102		41671-3426	A-41671-A05A122				
6	41671-2455	A-41671-C06P228		41671-2478	A-41671-C06R208		41671-3404	A-41671-A06T102		41671-3427	A-41671-A06A122				
7	41671-2456	A-41671-C07P228		41671-2479	A-41671-C07R208		41671-3405	A-41671-A07T102		41671-3428	A-41671-A07A122				
8	41671-2457	A-41671-C08P228		41671-2480	A-41671-C08R208		41671-3406	A-41671-A08T102		41671-3429	A-41671-A08A122				
9	41671-2458	A-41671-C09P228		41671-2481	A-41671-C09R208		41671-3407	A-41671-A09T102		41671-3430	A-41671-A09A122				
10	41671-2459	A-41671-C10P228		41671-2482	A-41671-C10R208		41671-3408	A-41671-A10T102		41671-3431	A-41671-A10A122				
11	41671-2460	A-41671-C11P228		41671-2483	A-41671-C11R208		41671-3409	A-41671-A11T102		41671-3432	A-41671-A11A122				
12	41671-2461	A-41671-C12P228		41671-2484	A-41671-C12R208		41671-3410	A-41671-A12T102		41671-3433	A-41671-A12A122				
13	41671-2462	A-41671-C13P228		41671-2485	A-41671-C13R208		41671-3411	A-41671-A13T102		41671-3434	A-41671-A13A122				
14	41671-2463	A-41671-C14P228		41671-2486	A-41671-C14R208		41671-3412	A-41671-A14T102		41671-3435	A-41671-A14A122				
15	41671-2464	A-41671-C15P228		41671-2487	A-41671-C15R208		41671-3413	A-41671-A15T102		41671-3436	A-41671-A15A122				
16	41671-2465	A-41671-C16P228		41671-2488	A-41671-C16R208		41671-3414	A-41671-A16T102		41671-3437	A-41671-A16A122				
17	41671-2466	A-41671-C17P228		41671-2489	A-41671-C17R208		41671-3415	A-41671-A17T102		41671-3438	A-41671-A17A122				
18	41671-2467	A-41671-C18P228		41671-2490	A-41671-C18R208		41671-3416	A-41671-A18T102		41671-3439	A-41671-A18A122				
19	41671-2468	A-41671-C19P228		41671-2491	A-41671-C19R208		41671-3417	A-41671-A19T102		41671-3440	A-41671-A19A122				
20	41671-2469	A-41671-C20P228		41671-2492	A-41671-C20R208		41671-3418	A-41671-A20T102		41671-3441	A-41671-A20A122				
21	41671-2470	A-41671-C21P228		41671-2493	A-41671-C21R208		41671-3419	A-41671-A21T102		41671-3442	A-41671-A21A122				
22	41671-2471	A-41671-C22P228		41671-2494	A-41671-C22R208		41671-3420	A-41671-A22T102		41671-3443	A-41671-A22A122				
23	41671-2472	A-41671-C23P228		41671-2495	A-41671-C23R208		41671-3421	A-41671-A23T102		41671-3444	A-41671-A23A122				
24	41671-2473	A-41671-C24P228		41671-2496	A-41671-C24R208		41671-3422	A-41671-A24T102		41671-3445	A-41671-A24A122				

REV:	ECR/ECN INFORMATION:	TITLE:	SHEET No.
AJ	**EC. NO. UCP2009-1378** **DATE: 12/8/2008**	KK .156 HEADER ASSEMBLY FRICTION LOCK STRAIGHT 2-24 CKTS.	**- 5 -**

DOCUMENT NUMBER:	CREATED / REVISED BY:	CHECKED BY:	APPROVED BY:
SD – 41671 - 001	**MKIPPER**	**SSOUSEK**	**FSMITH**

Group No:	A-41671-ANA102-* REF SEE SHT 1	
Pin No:		
Plating:		
Pin Length L		
Mating M		
Gold Loc G		
PC Tail P		
Tin Loc T		
Voided Ckts	SEE CHART BELOW	
Pack Per		
Material No	Engineer Number	Void Ckts
26-50-3030	A-41671-A03A102-2	2
26-50-3040	A-41671-A04A102-2	2
26-50-3050	A-41671-A05A102-2	2
26-50-3060	A-41671-A06A102-2	2
26-50-3070	A-41671-A07A102-2	2
26-50-3080	A-41671-A08A102-2	2
26-50-3090	A-41671-A09A102-2	2
26-50-3100	A-41671-A10A102-2	2
26-50-3110	A-41671-A11A102-2	2
26-50-3120	A-41671-A12A102-2	2
26-50-3130	A-41671-A13A102-2	2
26-50-3140	A-41671-A14A102-2	2
26-50-3150	A-41671-A15A102-2	2
26-50-3160	A-41671-A16A102-2	2
26-50-3170	A-41671-A17A102-2	2
26-50-3180	A-41671-A18A102-2	2
26-50-3190	A-41671-A19A102-2	2
26-50-3200	A-41671-A20A102-2	2
26-50-3210	A-41671-A21A102-2	2
26-50-3220	A-41671-A22A102-2	2
26-50-3230	A-41671-A23A102-2	2

Group No:	A-41671-ANA102-* REF SEE SHT 1	
Pin No:		
Plating:		
Pin Length L		
Mating M		
Gold Loc G		
PC Tail P		
Tin Loc T		
Voided Ckts	SEE CHART BELOW	
Pack Per		
Material No	Engineer Number	Void Ckts
26-50-3073	A-41671-A07A102-3	3
26-50-5080	A-41671-A08A102-51	2,4
26-50-3063	A-41671-A06A102-3	3
26-50-3071	A-41671-A07A102-52	2,4,6
26-50-3051	A-41671-A05A102-51	2,4
26-50-3062	A-41671-A06A102-4	4
26-50-3068	A-41671-A06A102-6	6
26-50-3111	A-41671-A11A102-51	5,10
26-50-3065	A-41671-A06A102-5	5
26-50-3054	A-41671-A05A102-4	4
26-50-3154	A-41671-A15A102-4	4
26-50-3145	A-41671-A14A102-55	2,4,8,12
26-50-3155	A-41671-A15A102-54	3,10,13
26-50-3066	A-41671-A6A102-54	2,4
26-50-3108	A-41671-A10A102-53	3,10
26-50-3103	A-41671-A10A102-7	7
26-50-3087	A-41671-A8A102-52	5,7
26-50-5081	A-41671-A08A102-6	6
26-50-3132	A-41671-A13A102-5	5
26-50-3165	A-41671-A16A102-52	2,15
41671-0085	A-41671-A10A102-56	5,8

Group No:	A-41671-ANA102-* REF SEE SHT 1	
Pin No:		
Plating:		
Pin Length L		
Mating M		
Gold Loc G		
PC Tail P		
Tin Loc T		
Voided Ckts	SEE CHART BELOW	
Pack Per		
Material No	Engineer Number	Void Ckts
26-50-3202	A-41671-A20A102-51	2,4,6,8 10,12,14,16
26-50-3167	A-41671-A16A102-53	2,4,6,8
26-50-3152	A-41671-A15A102-52	4,6,8,10,12,14
26-50-3126	A-41671-A12A102-53	2,3,5,6,8,10
26-50-3240	A-41671-A24A102-2	2
26-50-5090	A-41671-A10A102-55	2,5
41671-3100	A-41671-A05A102-3	3
41671-3112	A-41671-A14A102-12	12
41671-3113	A-41671-A14A102-51	11, 12
41671-3446	A-41671-A06A102-55	1, 3, 5

REV:	ECR/ECN INFORMATION:	TITLE:	SHEET No.
AJ	**EC. NO. UCP2009-1378** **DATE: 12/8/2008**	KK .156 HEADER ASSEMBLY FRICTION LOCK STRAIGHT 2-24 CKTS.	**- 6 -**

DOCUMENT NUMBER:	CREATED / REVISED BY:	CHECKED BY:	APPROVED BY:
SD – 41671 - 001	**MKIPPER**	**SSOUSEK**	**FSMITH**

Group No:	A-41671-ANA503-* REF SEE SHT 3	
Pin No:		
Plating:		
Pin Length L		
Mating M		
Gold Loc G		
PC Tail P		
Tin Loc T		
Voided Ckts	SEE CHART BELOW	
Pack Per		
Material No	Engineer Number	Void Ckts
26-49-7054	A-41671-A5A503-2	2

Group No:	A-41671-AND102-* REF SEE SHT 3	
Pin No:		
Plating:		
Pin Length L		
Mating M		
Gold Loc G		
PC Tail P		
Tin Loc T		
Voided Ckts	SEE CHART BELOW	
Pack Per		
Material No	Engineer Number	Void Ckts
26-49-6110	A-41671-A11D102-8	8

Group No:	A-41671-ANB122-*	
Pin No:	2161-1 (122)	
Plating:	122 TIN	
Pin Length L	.750 / 19.05	
Mating M	**.517 +/- .020** **13.13 +/- 0.51**	
Gold Loc G	NA	
PC Tail P	**.105 +/- .020** **2.67 +/- 0.51**	
Tin Loc T	OVERALL	
Voided Ckts	SEE CHART BELOW	
Pack Per	PK-41671-001	
Material No	Engineer Number	Void Ckts
50-36-1877	A-41671-A16B122-51	2,5,7,9,10,11 13,14

REV:	ECR/ECN INFORMATION:	TITLE:	SHEET No.
AJ	**EC. NO. UCP2009-1378** **DATE: 12/8/2008**	KK .156 HEADER ASSEMBLY FRICTION LOCK STRAIGHT 2-24 CKTS.	**- 7 -**

DOCUMENT NUMBER:	CREATED / REVISED BY:	CHECKED BY:	APPROVED BY:
SD – 41671 - 001	**MKIPPER**	**SSOUSEK**	**FSMITH**

Group No:		A-41671-CNA222
Pin No:		43294-0238
Plating:		222 Tin
Pin Length L		.750/19.05
Mating M		.450/11.43
Gold Loc G		N/A
PC Tail P		.172/4.37
Tin Loc T		OVERALL
Voided Ckts		NONE
Pack Per		PK-41671-001
Ckts	Material No	Engineer Number
5	50-36-2287	A-41671-C05A222

REV:	ECR/ECN INFORMATION:	TITLE:	SHEET No.
AJ	**EC. NO. UCP2009-1378** **DATE: 12/8/2008**	KK .156 HEADER ASSEMBLY FRICTION LOCK STRAIGHT 2-24 CKTS.	**- 8 -**

DOCUMENT NUMBER:	CREATED / REVISED BY:	CHECKED BY:	APPROVED BY:
SD – 41671 - 001	**MKIPPER**	**SSOUSEK**	**FSMITH**