This document was generated on 05/26/2010

PLEASE CHECK WWW.MOLEX.COM FOR LATEST PART INFORMATION

Part Number: 0022041051
Status: Active
Overview: kk
Description: 2.50mm (.098") Pitch Wire-to-Board KK® Header, Vertical, with Friction Ramp, 5 Circuits, Tin (Sn) Plating

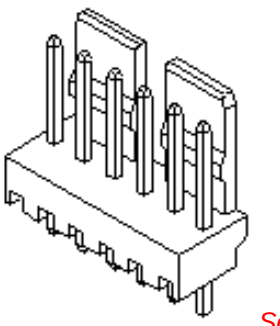

Series image - Reference only

Documents:

- 3D Model
- Drawing (PDF)
- Product Specification PS-5045-001 (PDF)
- Product Specification PS-5045-002 (PDF)
- Product Specification PS-5051-005 (PDF)
- Product Specification PS-5102-001 (PDF)
- Product Specification PS-5102-002 (PDF)
- Product Specification PS-51191-002 (PDF)
- Product Specification PS-5251-001 (PDF)
- RoHS Certificate of Compliance (PDF)

Agency Certification

CSA	LR19980
TUV	R72090224
UL	E29179

General

Product Family	PCB Headers
Series	5045
Application	Wire-to-Board
Overview	kk
Product Name	KK®

Physical

Breakaway	No
Circuits (Loaded)	5
Circuits (maximum)	5
Color - Resin	Natural
Durability (mating cycles max)	30
First Mate / Last Break	No
Flammability	94V-0
Glow-Wire Compliant	No
Guide to Mating Part	No
Keying to Mating Part	None
Lock to Mating Part	Yes
Material - Metal	Brass
Material - Plating Mating	Tin
Material - Plating Termination	Tin
Material - Resin	Nylon
Number of Rows	1
Orientation	Vertical
PC Tail Length (in)	0.134 In
PC Tail Length (mm)	3.40 mm
PCB Locator	No
PCB Retention	None
PCB Thickness Recommended (in)	0.062 In
PCB Thickness Recommended (mm)	1.60 mm
Packaging Type	Bag
Pitch - Mating Interface (in)	0.098 In
Pitch - Mating Interface (mm)	2.50 mm
Plating min: Mating (µin)	200
Plating min: Mating (µm)	5
Plating min: Termination (µin)	200
Plating min: Termination (µm)	5

EU RoHS
ELV and RoHS Compliant
REACH SVHC
Contains SVHC: No
Halogen-Free Status
Not Halogen-Free

China RoHS

Need more information on product environmental compliance?

Email productcompliance@molex.com
For a multiple part number RoHS Certificate of Compliance, click here

Please visit the Contact Us section for any non-product compliance questions.

Search Parts in this Series
5045Series

Mates With
KK® 2.50mm (.098") housings, 51191 , 5051

Polarized to PCB	No
Shrouded	Partial
Stackable	No
Surface Mount Compatible (SMC)	No
Temperature Range - Operating	-40°C to +105°C
Termination Interface: Style	Through Hole

Electrical

Current - Maximum per Contact	3A
Voltage - Maximum	250V

Material Info

Old Part Number	5045-05A

Reference - Drawing Numbers

Packaging Specification	SPK-5045
Product Specification	PS-5045-001, PS-5045-002, PS-5051-005, PS-5102-001, PS-5102-002, PS-51191-002, PS-5251-001, RPS-5045-001, RPS-51191-007
Sales Drawing	SD-5045-NA

This document was generated on 05/26/2010

PLEASE CHECK WWW.MOLEX.COM FOR LATEST PART INFORMATION

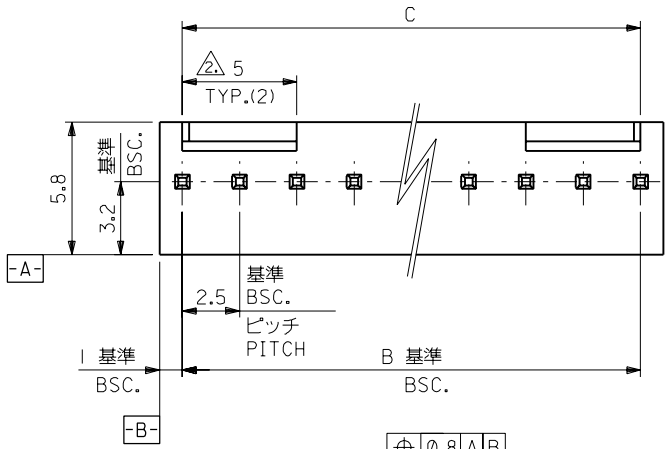

公差非累積
NON-ACCUMULATIVE

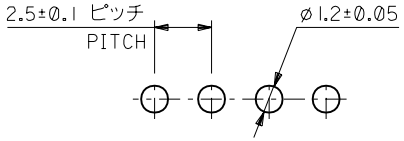

基板取付穴推奨寸法
RECOMMENDED P.C.BOARD HOLE DIM.

注)
NOTE.

1. 材料
MATERIAL
ピン　：□0.635×14.2 黄銅、銅下地錫メッキ
PIN: 0.635×14.2 BRASS TIN OVER COPPER PLATING.
ウェハー：ナイロン66, UL94V-0
WAFER:NYLON66,UL94V-0

2. 6極以上に適用
TO BE APPLIED FOR 6 CKT. AND MORE THEN 6 CKT.

3. 5極以下はロック部スリットなし
NO SLIT IS PROVIDED FOR 5 CKT. AND LESS THAN 5 CKT.

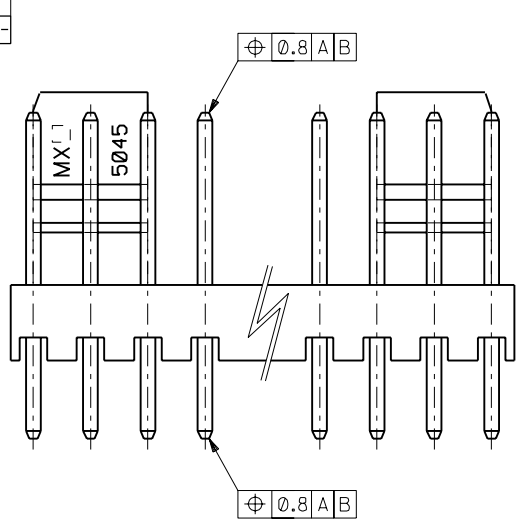

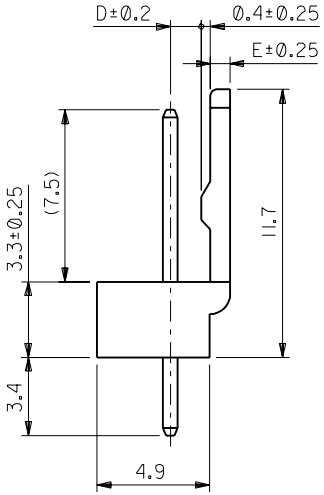

D	E	C	B	EDP.NO.	ENG.NO.	極数 CKT.
1.35	0.85	47.5 +0.3 -0.45	47.5	22-04-1201	5045-20A	20
		45 +0.3 -0.45	45	-1191	-19A	19
		42.5 +0.3 -0.45	42.5	-1181	-18A	18
		40 +0.3 -0.45	40	-1171	-17A	17
		37.5 +0.3 -0.45	37.5	-1161	-16A	16
		35 +0.3 -0.45	35	-1151	-15A	15
		32.5 +0.25 -0.45	32.5	-1141	-14A	14
		30 +0.25 -0.4	30	-1131	-13A	13
		27.5 +0.25 -0.4	27.5	-1121	-12A	12
		25 +0.2 -0.4	25	-1111	-11A	11
		22.5 +0.2 -0.4	22.5	-1101	-10A	10
		20 +0.15 -0.35	20	-1091	-09A	9
		17.5 +0.15 -0.35	17.5	-1081	-08A	8
		15 +0.1 -0.3	15	-1071	-07A	7
		12.5 +0.1 -0.3	12.5	-1061	-06A	6
		10 +0.15 -0.3	10	-1051	-05A	5
1.35	0.85	7.5 +0.15 -0.3	7.5	-1041	-04A	4
1.2	1	5 +0.15 -0.3	5	-1031	-03A	3
1.2	1	2.5 +0.15 -0.3	2.5	22-04-1021	5045-02A	2

DWG. NO. SD-5045-NA

DO NOT SCALE DRAWING

2.4NO. DRWN: CH'K: APPR:	2.3NO. DRWN: CH'K: APPR:	2.2NO. DRWN: CH'K: APPR:	2.1NO. DRWN: CH'K: APPR:	REDRAWN 2.0NO. JC2000-0629 DRWN: K.KOHAMA '00/ 3/28 CH'K: T.YAMAGUCHI '00/ 3/30 APPR: M.FUKUSHIMA '00/ 3/30	DESCRIPTION / REV

MATERIAL 材料: 注記参照 SEE NOTES

FINISH 仕上げ: —//—

WIRE RANGE 適用電線範囲: —//—

INS. RANGE 被覆外径: —//—

GENERAL TOLERANCES: (UNLESS SPECIFIED) 一般公差

10 UNDER 未満	±0.4 ~~±0.2~~
10 OVER 以上 30 UNDER 未満	±0.4 ~~±0.25~~
30 OVER 以上	±0.4 ~~±0.3~~
ANGLE 角度	±3°

SCALE 5:1

DESIGN UNITS ☒mm ☐INCH

THIRD ANGLE PROJECTION

DIMENSIONS: ☐ mm/INCH ☐ INCH/mm ☒ mm ONLY

SHT REV

REVISE ON CAD ONLY

DRAWN BY & DATE K.KOHAMA '00/ 3/28

CHECKED BY & DATE T.YAMAGUCHI '00/ 3/30

APPROVED BY & DATE M.FUKUSHIMA '00/ 3/30

TITLE: KK 2.5 WAFER ASS'Y WITH LOCK

molex MOLEX INCORPORATED

CAD FILENAME S5045.S01

MATERIAL NO. 5045-**A

DRAWING NO. SD-5045-NA

SHEET NO. 1

THIS DRAWING CONTAINS INFORMATION THAT IS PROPRIETARY TO MOLEX INCORPORATED AND SHOULD NOT BE USED WITHOUT WRITTEN PERMISSION.

SIZE B

S5045.S01

EN-02J(097) MXJ-54