This document was generated on 05/18/2010

PLEASE CHECK WWW.MOLEX.COM FOR LATEST PART INFORMATION

Part Number: 0022012165
Status: Active
Overview: kk
Description: 2.54mm (.100") Pitch KK® Crimp Terminal Housing, Friction Ramp, 16 Circuits, Use with 4809

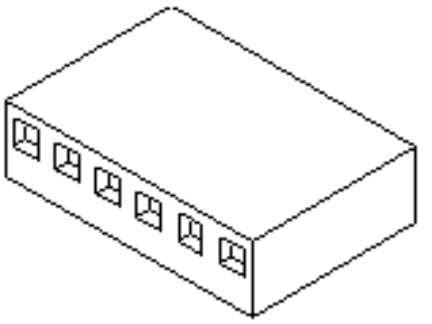

Series image - Reference only

Documents:

3D Model
Drawing (PDF)
Product Specification PS-10-07 (PDF)
Product Specification PS-99020-0088 (PDF)
RoHS Certificate of Compliance (PDF)

Agency Certification

CSA	LR19880
UL	E29179

General

Product Family	Crimp Housings
Series	6471
Overview	kk
Product Name	KK®

Physical

Circuits (maximum)	16
Color - Resin	Natural (White)
Flammability	94V-0
Gender	Female
Glow-Wire Compliant	No
Lock to Mating Part	Yes
Material - Resin	Nylon
Number of Rows	1
Packaging Type	Bag
Panel Mount	No
Pitch - Mating Interface (in)	0.100 In
Pitch - Mating Interface (mm)	2.54 mm
Polarized to Mating Part	Yes
Stackable	No
Temperature Range - Operating	0°C to +75°C

Solder Process Data

Lead-free Process Capability	Wave Capable (TH only)

Material Info

Old Part Number	6471-16(I)

Reference - Drawing Numbers

Product Specification	PS-10-07, PS-99020-0088
Sales Drawing	SD-6471-N*-**, SDE-6471-N*-*

EU RoHS
ELV and RoHS Compliant
REACH SVHC
Not Reviewed
Halogen-Free Status
Halogen-Free

China RoHS

Need more information on product environmental compliance?

Email productcompliance@molex.com
For a multiple part number RoHS Certificate of Compliance, click here

Please visit the Contact Us section for any non-product compliance questions.

Search Parts in this Series
6471Series

Mates With
2.54mm (.100") Pitch KK ® PCB Headers

Use With
4809 KK® Crimp Terminal

This document was generated on 05/18/2010

PLEASE CHECK WWW.MOLEX.COM FOR LATEST PART INFORMATION

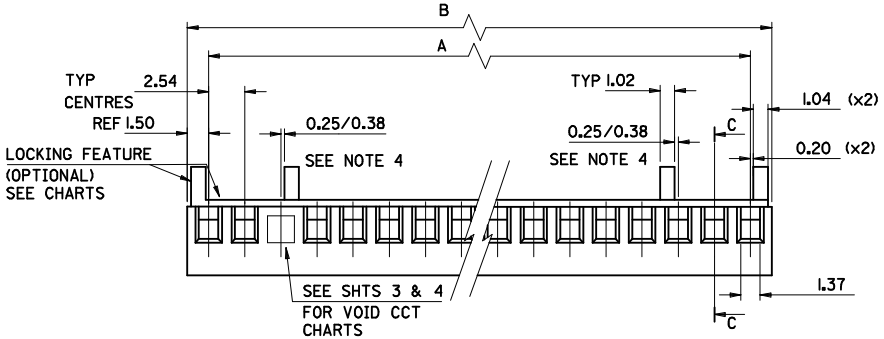

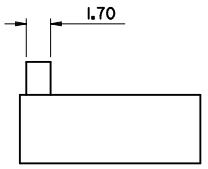

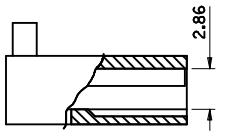

C-C
PARTIAL SECTION

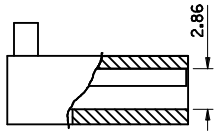

OPTIONAL STYLE VOID
(SEE SHT. 4 FOR P/N'S)

28	68.58±0.35	71.58±0.35
27	66.04±0.35	69.04±0.35
26	63.50±0.35	66.50±0.35
25	60.96±0.35	63.96±0.35
24	58.42±0.35	61.42±0.35
23	55.88±0.35	58.88±0.35
22	53.34±0.35	56.34±0.35
21	50.80±0.35	53.80±0.35
20	48.26±0.35	51.26±0.35
19	45.72±0.35	48.72±0.35
18	43.18±0.35	43.18±0.35
17	40.64±0.35	43.64±0.35
16	38.10±0.35	41.10±0.35
15	35.56±0.35	38.56±0.35
14	33.02±0.35	33.02±0.35
13	30.48±0.35	33.48±0.35
12	27.94±0.35	30.94±0.35
11	25.40±0.35	28.40±0.35
10	22.86±0.35	25.86±0.35
9	20.32±0.35	23.32±0.35
8	17.78±0.35	20.78±0.35
7	15.24±0.35	18.24±0.35
6	12.70±0.15	15.70±0.15
5	10.16±0.15	13.16±0.15
4	7.62±0.15	10.62±0.15
3	5.08±0.15	8.08±0.15
2	2.54±0.15	5.54±0.15
No. OF CCTS	DIM A	DIM B

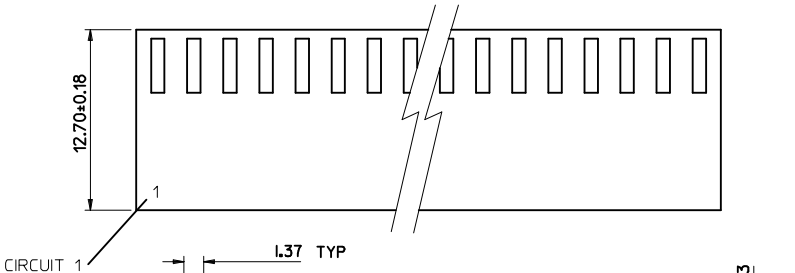

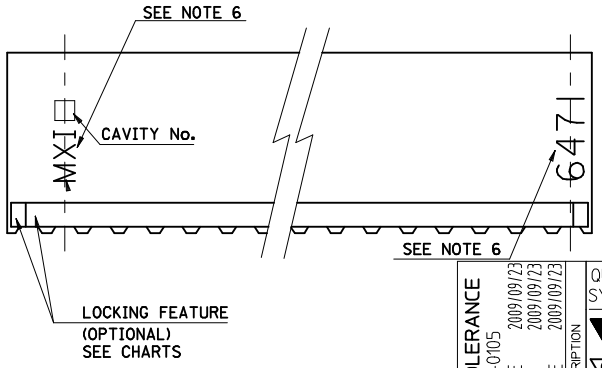

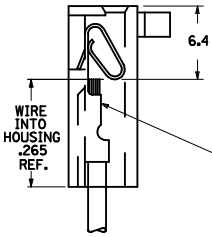

NOTES:
1. MATERIAL: POLYAMIDE (PA66/6), UL94 V-0
   COLOR: NATURAL PER THE FOLLOWING 89992-0086
2. FOR USE WITH ANTI-FISH HOOKING TERMINAL No. 4809-*.
3. SEE SHT. 3 FOR PARTS WITH VOIDS.
4. OPTIONAL CENTRE PEGS TO BE USED ON 7cct & LARGER SIZES ONLY. SEE SHT. 3 FOR CHARTED ENG. No.'S.
5. PART No. PRECEDED BY CODE LETTER DESIGNATES MFG. LOC'N. I=IRELAND

E-6471-N*-**
- No. OF CCTS
- BLANK = STD. VOID; B = OPT. STYLE VOID
- VOID CCT LOC'N.
- HOUSING STYLE: BLANK NO LOCKING RAMP; I = LOCKING RAMP & POL. RIB; S = OPT. PEG; R = LOCKING RAMP ONLY

6. 'MX*' MARK AND PART I.D. '6471' APPEAR EITHER ON FRONT OR BACK SIDE. SEE END VIEW FOR SIDE SIDE ORIENTATION.

ADJUST TOLERANCE
EC NO: E2010-0105
DRWN:BMAGUIRE 2009/09/23
CHKD: 2009/09/23
APPR:BMAGUIRE 2009/09/23
DESCRIPTION
REV

QUALITY SYMBOLS
▼=0
Ⓒ=0

GENERAL TOLERANCES (UNLESS SPECIFIED)

	mm	INCH
4 PLACES	± ---	± ---
3 PLACES	± ---	± ---
2 PLACES	± 0.15	± ---
1 PLACE	± 0.25	± ---
ANGULAR ±---°		

DRAFT WHERE APPLICABLE MUST REMAIN WITHIN DIMENSIONS

DIMENSION STYLE	MM ONLY
SCALE	1:1
DESIGN UNITS	METRIC
	THIRD ANGLE PROJECTION
DRAWN BY	SF
DATE	2000/07/14
CHECKED BY	DWASZKIEWICZ
DATE	2006/02/27
APPROVED BY	JDENNEHY
DATE	2006/02/27
MATERIAL NO.	SEE CHART
TITLE	2.54 MM KK CRP TRM HSG IL
	MOLEX INCORPORATED
DOCUMENT NO.	SD-6471-N*-**
SHEET NO.	1 OF 5
SIZE	A2

THIS DRAWING CONTAINS INFORMATION THAT IS PROPRIETARY TO MOLEX INCORPORATED AND SHOULD NOT BE USED WITHOUT WRITTEN PERMISSION

PART NO. SEE CHART
DWG. NO. SD-6471-N▪-▪▪

PART No.	ENG No.	No. OF CIRCUITS	RAMP & POL. RIBS	DIM. A	DIM. B
22-01-2025	E-6471-021	2	YES		
-2035	-031	3			
-2045	-041	4			
-2055	-051	5			
-2065	-061	6			
-2075	-071	7			
-2085	-081	8			
-2095	-091	9			
-2105	-101	10			
-2115	-111	11			
-2125	-121	12			
-2135	-131	13			
-2145	-141	14			
-2155	-151	15			
-2165	-161	16			
-2175	-171	17			
-2185	-181	18			
-2195	-191	19			
-2205	-201	20			
-2215	-211	21			
-2225	-221	22			
-2235	-231	23			
22-01-2245	-241	24			
NOT TOOLED	-251	25			
22-01-2265	-261	26			
NOT TOOLED	-271	27			
22-01-2285	E-6471-281	28	YES		

SEE SHEET 1 FOR DIMENSION

PART No.	ENG No.	No. OF CIRCUITS	LOCKING FEATURE	DIM. A	DIM. B
22-01-2026	E-6471-2	2	NO		
-2036	-3	3			
-2046	-4	4			
-2056	-5	5			
-2066	-6	6			
-2076	-7	7			
-2086	-8	8			
-2096	-9	9			
-2106	-10	10			
-2116	-11	11			
-2126	-12	12			
-2136	-13	13			
-2146	-14	14			
-2156	-15	15			
-2166	-16	16			
-2176	-17	17			
-2186	-18	18			
-2196	-19	19			
-2206	-20	20			
-2216	-21	21			
22-01-2226	-22	22			
NOT TOOLED	-23	23			
22-01-2246	-24	24			
NOT TOOLED	-25	25			
22-01-2266	-26	26			
22-01-2276	-27	27			
22-01-2286	E-6471-28	28	NO		

SEE SHEET 1 FOR DIMENSION

SEE SHEET 1.

LTR	REVISIONS
A	

DIMENSIONS SHOWN (METRIC) INCH
UNLESS OTHERWISE SPECIFIED TOLERANCES: ANGULAR ± ½°

	INCH	(METRIC)
3 PLACE	± .	
2 PLACE	± .	±
1 PLACE		±

DRAFT WHERE APPLICABLE MUST REMAIN WITHIN DIMENSIONS

DESIGN DIMENSION (PRIMARY) ☐ (MM) ☐ IN.
EQUIVALENT DIMENSION (SECONDARY) ☐ (MM) ☐ IN.

DRWG BY: SF
CHK'D BY:
APP'D BY:
SCALE: -

REVISE ONLY ON CAD SYSTEM | SH. | REV.

CADCAM FILENAME SD-6471-N - .S02

THIS DRAWING CONTAINS INFORMATION THAT IS PROPRIETARY TO MOLEX INC. & SHOULD NOT BE USED WITHOUT WRITTEN PERMISSION

TITLE: 2.54 mm KK Crp Trm Hsg il

molex MOLEX EUROPE

SHEET NO. 20F | DATE 15/07/00

PART NO. SEE CHART | DWG NO. SD-6471-N▪-▪▪ | SIZE B

7132-1283

PART NO. SEE CHART
DWG. NO. SD-6471-N-••

PART No.	ENG No.	No. OF CIRCUITS	RAMP & POL. RIBS	VOID CCT LOCATION	DIM. A	DIM. B
22-01-4022	E-6471-021-02	2	YES	2		
-4032	-031-02	3				
-4042	-041-02	4				
-4052	-051-02	5				
-4062	-061-02	6				
-4072	-071-02	7				
-4082	-081-02	8				
-4092	-091-02	9			SEE SHEET 1 FOR DIMENSION	SEE SHEET 1 FOR DIMENSION
-4102	-101-02	10				
-4112	-111-02	11				
-4122	-121-02	12				
-4132	-131-02	13				
-4142	-141-02	14				
-4152	-151-02	15				
-4162	-161-02	16				
-4172	-171-02	17				
-4182	-181-02	18				
-4192	-191-02	19				
-4202	-201-02	20				
-4212	-211-02	21				
-4222	-221-02	22				
-4232	-231-02	23				
-4242	-241-02	24				
-4252	-251-02	25				
-4262	-261-02	26				
-4272	-271-02	27				
22-01-4282	E-6471-281-02	28	YES	2		

PART No.	ENG No.	No. OF CIRCUITS	LOCKING FEATURE	VOID CCT LOCATION	DIM. A	DIM. B
22-01-4021	E-6471-02-02	2	NO	2		
-4031	-03-02	3				
-4041	-04-02	4				
-4051	-05-02	5				
-4061	-06-02	6				
-4071	-07-02	7				
-4081	-08-02	8				
-4091	-09-02	9			SEE SHEET 1 FOR DIMENSION	SEE SHEET 1 FOR DIMENSION
-4101	-10-02	10				
-4111	-11-02	11				
-4121	-12-02	12				
-4131	-13-02	13				
-4141	-14-02	14				
-4151	-15-02	15				
-4161	-16-02	16				
-4171	-17-02	17				
-4181	-18-02	18				
-4191	-19-02	19				
-4201	-20-02	20				
-4211	-21-02	21				
-4221	-22-02	22				
-4231	-23-02	23				
-4241	-24-02	24				
-4251	-25-02	25				
-4261	-26-02	26				
-4271	-27-02	27				
22-01-4281	E-6471-28-02	28	NO	2		

SEE SHEET 1.

LTR	REVISIONS
A	

DIMENSIONS SHOWN (METRIC) INCH
UNLESS OTHERWISE SPECIFIED TOLERANCES: ANGULAR ± ½°

	INCH	(METRIC)
3 PLACE	± .	
2 PLACE	± .	±
1 PLACE		±

DRAFT WHERE APPLICABLE MUST REMAIN WITHIN DIMENSIONS

DESIGN DIMENSION (PRIMARY) ☐ (MM) ☐ IN.
EQUIVALENT DIMENSION (SECONDARY) ☐ (MM) ☐ IN.

DRWG BY: SF
CHK'D BY:
APP'D BY:
SCALE: -

REVISE ONLY ON CAD SYSTEM | SH. | REV.

CADCAM FILENAME SD-6471-N - .S03

THIS DRAWING CONTAINS INFORMATION THAT IS PROPRIETARY TO MOLEX INC. & SHOULD NOT BE USED WITHOUT WRITTEN PERMISSION

TITLE: 2.54 mm KK Crp Trm Hsg il

MOLEX EUROPE

SHEET NO. 30F | DATE 13/07/00

PART NO. SEE CHART | DWG NO. SD-6471-N-•• | SIZE B

7132-1283

PART NO. SEE CHART
DWG. NO. SD-6471-N-••

HOUSING WITH OPTIONAL PEGS

PART No.	ENG No.	No. OF CIRCUITS	RAMP & POL. RIBS	DIM. A	DIM. B
NOT TOOLED	E-6471-7S	7	YES	SEE SHEET 1 FOR DIMENSION	SEE SHEET 1 FOR DIMENSION
	-8S	8			
	-9S	9			
	-10S	10			
	-11S	11			
	-12S	12			
	-13S	13			
	-14S	14			
	-15S	15			
	-16S	16			
	-17S	17			
	-18S	18			
	-19S	19			
	-20S	20			
	-21S	21			
	-22S	22			
	-23S	23			
	-24S	24			
	-25S	25			
	-26S	26			
	-27S	27			
NOT TOOLED	E-6471-28S	28	YES		

PART No.	ENG No.	No. OF CIRCUITS	RAMP & POL. RIBS	VOID CCT LOCATION	DIM. A	DIM. B
22-01-4123	E-6471-12-11	12	NO	11	SEE SHEET 1 FOR DIMENSION	SEE SHEET 1 FOR DIMENSION
22-01-4124	-121-11	12	YES	11		
NOT TOOLED	-24-01	24	NO	1		
NOT TOOLED	-241-01	24	YES	1		
22-01-6132	-13-51	13	NO	2 & 5		
NOT TOOLED	-131-51	13	YES	2 & 5		
22-01-6134	-13-52	13	NO	9 & 12		
22-01-6135	-131-52	13	YES	9 & 12		
NOT TOOLED	-7-3	7	NO	3		
97-00-0739	-71-3	7	YES	3		
97-00-0061	-15-51	15	NO	2 & 8		
NOT TOOLED	-151-51	15	YES	2 & 8		
97-00-0189	-5-4	5	NO	4		
97-00-0620	-51-4	5	YES	4		
97-00-0619	-51-3	5	YES	3		
97-00-0740	E-6471-61-3	6	YES	3		

A SEE SHEET 1.

REVISIONS

LTR

DIMENSIONS SHOWN (METRIC) INCH

UNLESS OTHERWISE SPECIFIED TOLERANCES: ANGULAR ± ½°

	INCH	(METRIC)
3 PLACE	± .	
2 PLACE	± .	±
1 PLACE		±

DRAFT WHERE APPLICABLE MUST REMAIN WITHIN DIMENSIONS

DESIGN DIMENSION (PRIMARY) ☐ (MM) ☐ IN.

EQUIVALENT DIMENSION (SECONDARY) ☐ (MM) ☐ IN.

DRWG BY SF

CHK'D BY

APP'D BY

SCALE -

REVISE ONLY ON CAD SYSTEM | SH. | REV.

CADCAM FILENAME SD-6471-N - .S04

THIS DRAWING CONTAINS INFORMATION THAT IS PROPRIETARY TO MOLEX INC. & SHOULD NOT BE USED WITHOUT WRITTEN PERMISSION

TITLE

2.54 mm KK Crp Trm Hsg il

molex MOLEX EUROPE

SHEET NO. 40F

DATE 17/07/00

PART NO. SEE CHART

DWG NO. SD-6471-N-••

SIZE B

7132-1283

PART NO. SEE CHART
DWG. NO. SD-6471-N•-••

OPTIONAL STYLE VOID (SECTION E-E)

PART No.	ENG No.	No. OF CIRCUITS	VOID CCT LOCATION	RAMP & POL. RIBS	DIM. A	DIM. B
22-01-6021	E-6471-02-02B	2	2	NO	SEE SHT. 1 FOR DIM	SEE SHT. 1 FOR DIM
NOT TOOLED	-021-02B	2		YES		
22-01-6071	-07-02B	7		NO		
NOT TOOLED	-071-02B	7		YES		
22-01-6101	-10-02B	10		NO		
NOT TOOLED	-101-02B	10		YES		
22-01-6111	-11-02B	11		NO		
NOT TOOLED	E-6471-111-02B	11	2	YES		

PART No.	ENG No.	No. OF CIRCUITS	RAMP ONLY	DIM. A	DIM. B
97-00-1062	E-6471-2R	2	YES	SEE SHEET 1 FOR DIMENSION	SEE SHEET 1 FOR DIMENSION
-1063	-3R	3			
-1064	-4R	4			
-1065	-5R	5			
-1066	-6R	6			
-1067	-7R	7			
-1068	-8R	8			
-1069	-9R	9			
-1070	-10R	10			
-1071	-11R	11			
-1072	-12R	12			
-1073	-13R	13			
-1074	-14R	14			
-1075	-15R	15			
-1076	-16R	16			
97-00-1077	-17R	17			
NOT TOOLED	-18R	18			
	-19R	19			
	-20R	20			
	-21R	21			
	-22R	22			
	-23R	23			
	-24R	24			
	-25R	25			
	-26R	26			
	-27R	27			
NOT TOOLED	E-6471-28R	28	YES		

SEE SHEET 1.

REVISIONS

LTR

DIMENSIONS SHOWN (METRIC) INCH
UNLESS OTHERWISE SPECIFIED TOLERANCES: ANGULAR ± ½°

	INCH	(METRIC)
3 PLACE	± .	
2 PLACE	± .	±
1 PLACE		±

DRAFT WHERE APPLICABLE MUST REMAIN WITHIN DIMENSIONS

DESIGN DIMENSION (PRIMARY) ☐ (MM) ☐ IN.

EQUIVALENT DIMENSION (SECONDARY) ☐ (MM) ☐ IN.

DRWG BY SF

CHK'D BY

APP'D BY

SCALE -

REVISE ONLY ON CAD SYSTEM | SH. | REV.

CADCAM FILENAME SD-6471-N - .S05

THIS DRAWING CONTAINS INFORMATION THAT IS PROPRIETARY TO MOLEX INC. & SHOULD NOT BE USED WITHOUT WRITTEN PERMISSION

TITLE 2.54 mm KK Cpr Trm Hsg il

molex MOLEX EUROPE

SHEET NO. 50F | DATE 17/07/00

PART NO. SEE CHART | DWG NO. SD-6471-N•-•• | SIZE B

7132-1283

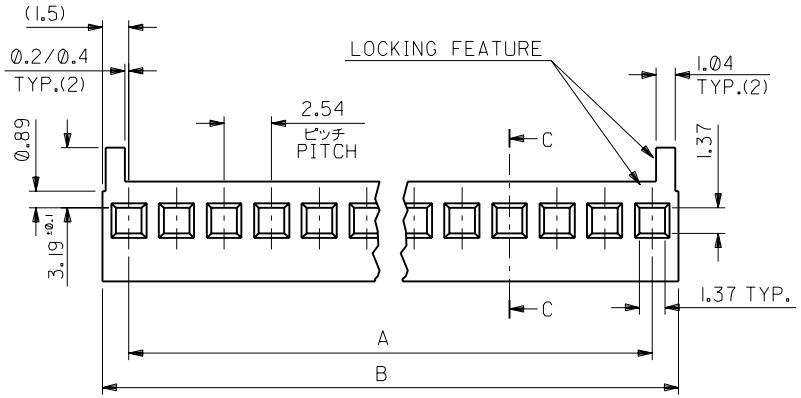

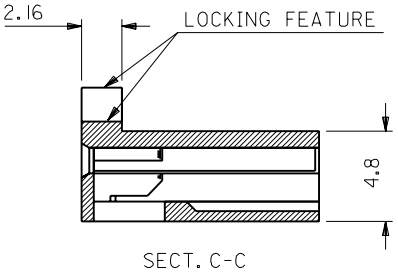

A	B	ENG. NO.	極数 NO. OF CKTS.
68.58±0.33	71.58±0.46	E-6471-281	28
66.04±0.33	69.04±0.46	-271	27
63.50±0.33	66.50±0.46	-261	26
60.96±0.33	63.96±0.43	-251	25
58.42±0.31	61.42±0.43	-241	24
55.88±0.31	58.88±0.43	-231	23
53.34±0.30	56.34±0.41	-221	22
50.80±0.30	53.80±0.41	-211	21
48.26±0.25	51.26±0.36	-201	20
45.72±0.23	48.72±0.33	-191	19
43.18±0.23	46.18±0.33	-181	18
40.64±0.20	43.64±0.30	-171	17
38.10±0.20	41.10±0.30	-161	16
35.56±0.20	38.56±0.30	-151	15
33.02±0.18	36.42±0.28	-141	14
30.48±0.18	33.48±0.28	-131	13
27.94±0.18	30.94±0.28	-121	12
25.40±0.15	28.40±0.25	-111	11
22.86±0.15	25.86±0.25	-101	10
20.32±0.13	23.32±0.23	-091	9
17.78±0.13	20.78±0.23	-081	8
15.24±0.13	18.24±0.23	-071	7
12.70±0.10	15.70±0.23	-061	6
10.16±0.10	13.16±0.20	-051	5
7.62±0.10	10.62±0.20	-041	4
5.08±0.10	8.07±0.20	-031	3
2.54±0.10	5.53±0.20	E-6471-021	2

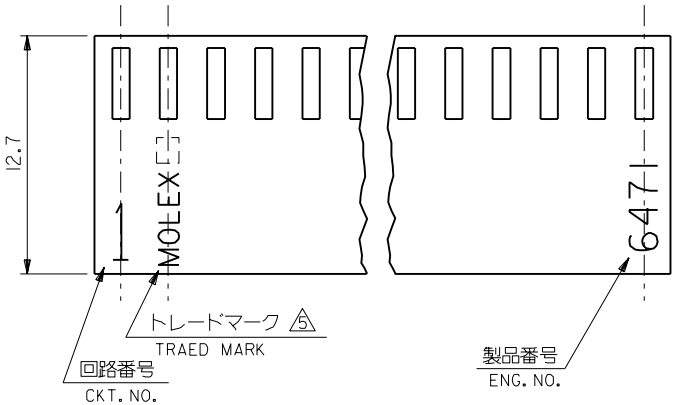

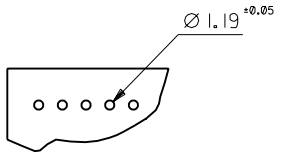

基板取付穴推奨寸法
RECOMMENDED P.C.B HOLE DIMENSIONS

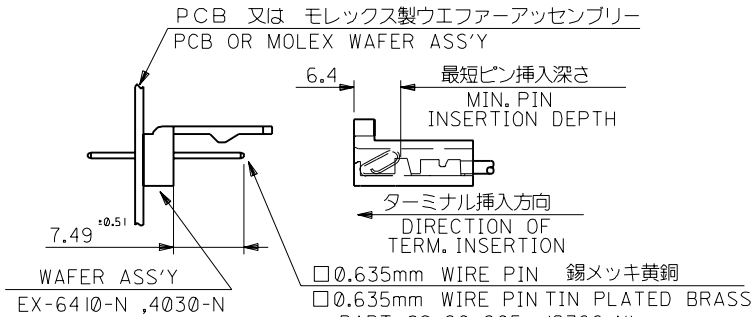

:MM DIMENSIONS IN METRIC DO NOT SCALE DRAWING

角度 ANGLE	±3°
30以上 OVER	±0.3
10以上 OVER 30未満 UNDER	±0.25
10未満 UNDER	±0.2
一般公差 GENERAL TOLERANCES	

記号 LTR	変更内容 REVISION RECORD	DR.	日付 DATE
V	新規作成 RELEASED (JC80224)	Y.K. Y.M	'97/09/18

材料 MATERIAL: ナイロン6/6, UL94V-0 NYLON6/6,UL94V-0
仕上げ FINISH:
適用電線範囲 WIRE RANGE:
被覆外径 INS. RANGE:

DRAWN BY '97/09/18 Y.KANNO
CHK'D BY '97/09/19 Y.MIZUNO
APP'D BY '97/09/19 M.FUKUSHIMA
尺度 SCALE

MOLEX-JAPAN CO.,LTD. 日本モレックス株式会社

REVISE ONLY ON CAD SYSTEM

TITLE 名称
HOUSING ,KK (2.54)/.100
CRIMP TYPE ,ANTI
FISH-HOOKING TERMINAL
WITH LOCKING RAMP

DWG. NO. SDE-6471-N*-* SHEET 1 OF 2 REV V

THIS DRAWING CONTAINS INFORMATION THAT IS PROPRIETARY TO MOLEX(JAPAN) AND SHOULD NOT BE USED WITHOUT WRITTEN PERMISSION
本図面は日本モレックス（株）の所有する情報を含むもので当社の許可なく複製を禁止する。

EN-0IC(032)MXJ-32

6471-S0

PART NO.	ENG. NO.	極数 NO. OF CKTS.	補強部 RAMP & POL.RIBS	A	B
22-01-2025	E-6471-021	2	○	図面 1 OF 2 参照 SEE SHEET 1 OF 2	図面 1 OF 2 参照 SEE SHEET 1 OF 2
-2035	-031	3			
-2045	-041	4			
-2055	-051	5			
-2065	-061	6			
-2075	-071	7			
-2085	-081	8			
-2095	-091	9			
-2105	-101	10			
-2115	-111	11			
-2125	-121	12			
-2135	-131	13			
-2145	-141	14			
-2155	-151	15			
-2165	-161	16			
-2175	-171	17			
-2185	-181	18			
-2195	-191	19			
-2205	-201	20			
-2215	-211	21			
-2225	-221	22			
-2235	-231	23			
22-01-2245	-241	24			
	設備無し NOT TOOLED -251	25			
22-01-2265	-261	26			
	設備無し NOT TOOLED -271	27			
22-01-2285	E-6471-281	28	○		

注記
NOTES

1. 適合ターミナル　4809−＊（22−30　GA）
   クリンプ部　被覆外径　Φ1．58mm以下
   FOR USE TERMINAL 4809-* (22-30 GA)
   CRIMP TYPE ,MAX. INSULATION　Φ1.58mm
2. ハウジングの端と端を合わせて積み重ねることができる。
   TWO(2) HOUSINGS MAY BE STACKED END TO END.
3. （　）内寸法は参考寸法
   （　）DIMENSION IS FOR REFERENCE.
4. 本製品は仕様書NO．10−07に基づく。
   THIS PART CONFORMS TO MOLEX PRODUCT SPEC. NO.10-07

△5 トレードマーク：MOLEXプラス1文字の製造国を示すアルファベットにて構成。
（例：I＝アイルランド）
TRADE MARK FORMED BY MOLEX AND 1 MORE LETTER OF ALPHABET WHICH MEAN THE MANUFACUTURING COUNTRY. (e.g. I=IRELAND)

6. 19から28極は標準品ではありません。
   19-28 CIRCUITS ARE NON-STANDARD.
7. 一般公差：±0．4
   GENERAL TOLERANCES:±0.4

DWG. NO. SDE-6471-N*-*

:MM DIMENSIONS IN METRIC DO NOT SCALE DRAWING

角度 ANGLE	±3°
30以上 OVER	±0.3
10以上 OVER 30未満 UNDER	±0.25
10未満 UNDER	±0.2
一般公差 GENERAL TOLERANCES	

記号 LTR	変更内容 REVISION RECORD	DR. CHK.	日付 DATE
V	新規作成 RELEASED (JC80224)	Y.K. Y.M	'97/09/18

材料 MATERIAL: ナイロン6/6，UL94V−0 NYLON6/6,UL94V-0
仕上げ FINISH: //
適用電線範囲 WIRE RANGE: //
被覆外径 INS. RANGE: //

DRAWN BY '97/09/18 Y.KANNO
CHK'D BY '97/09/19 Y.MIZUNO
APP'D BY '97/09/19 M.FUKUSHIMA
尺度 SCALE: //

MOLEX-JAPAN CO.,LTD. 日本モレックス株式会社

REVISE ONLY ON CAD SYSTEM

TITLE 名称
HOUSING ,KK (2.54)/.100 CRIMP TYPE ,ANTI FISH-HOOKING TERMINAL WITH LOCKING RAMP

DWG. NO. SDE-6471-N*-* SHEET 2 OF 2 REV V

6471_S02

THIS DRAWING CONTAINS INFORMATION THAT IS PROPRIETARY TO MOLEX(JAPAN) AND SHOULD NOT BE USED WITHOUT WRITTEN PERMISSION
本図面は日本モレックス（株）の所有する情報を含むもので当社の許可なく複製を禁止する。

EN-01C(032)MXJ-32