This document was generated on 05/18/2010

PLEASE CHECK WWW.MOLEX.COM FOR LATEST PART INFORMATION

Part Number: 0022012061
Status: Active
Overview: kk
Description: 2.54mm (.100") Pitch KK® Crimp Terminal Housing, 6 Circuits, Use with 2759|41572|6459

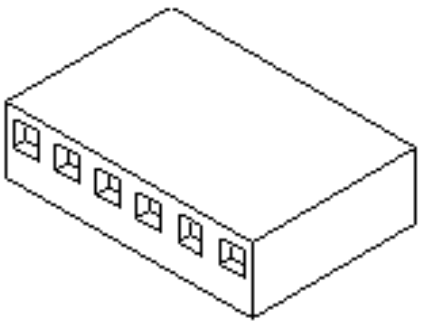

Series image - Reference only

Documents:

3D Model
Drawing (PDF)
Product Specification PS-10-07 (PDF)
RoHS Certificate of Compliance (PDF)

Agency Certification

CSA	LR19980
UL	E29179

General

Product Family	Crimp Housings
Series	2695
MolexKits	Yes
Overview	kk
Product Name	KK®

Physical

Circuits (maximum)	6
Color - Resin	Natural (White)
Flammability	94V-0
Gender	Female
Glow-Wire Compliant	No
Material - Resin	Nylon
Number of Rows	1
Packaging Type	Bag
Panel Mount	No
Pitch - Mating Interface (in)	0.100 In
Pitch - Mating Interface (mm)	2.54 mm
Stackable	No
Temperature Range - Operating	0°C to +75°C

Material Info

Old Part Number	2695-06

Reference - Drawing Numbers

Product Specification	PS-10-07, RPS-7478-001
Sales Drawing	SD-2695

EU RoHS
ELV and RoHS Compliant
REACH SVHC
Not Reviewed
Halogen-Free Status
Halogen-Free

China RoHS

Need more information on product environmental compliance?

Email productcompliance@molex.com
For a multiple part number RoHS Certificate of Compliance, click here

Please visit the Contact Us section for any non-product compliance questions.

Search Parts in this Series
2695Series

Mates With
2.54mm (.100") Pitch KK® PCB Headers
42375 , 42377 , 42376 , 4030 , 6373 , 6410

Use With
KK® Crimp Terminal 2759 , 6459 , 41572

This document was generated on 05/18/2010

PLEASE CHECK WWW.MOLEX.COM FOR LATEST PART INFORMATION

NO. OF CKT'S.	DIM. A	DIM. B	DIM. C
1	N/A	(3.10) .122	(7.16) .282
2	(2.54±.05) .100±.002	(5.64) .222	(9.70) .382
3	(5.08±.05) .200±.002	(8.18) .322	(12.24) .482
4	(7.62±.05) .300±.002	(10.72) .422	(14.78) .582
5	(10.16±.05) .400±.002	(13.26) .522	(17.32) .682
6	(12.70±.08) .500±.003	(15.80) .622	(19.86) .782
7	(15.24±.08) .600±.003	(18.34) .722	(22.40) .882
8	(17.78±.08) .700±.003	(20.88) .822	(24.94) .982
9	(20.32±.10) .800±.004	(23.42) .922	(27.48) 1.082
10	(22.86±.10) .900±.004	(25.96) 1.022	(30.02) 1.182
11	(2.54±.10) 1.000±.004	(28.50) 1.122	(32.56) 1.282
12	(27.94±.13) 1.100±.005	(31.04) 1.222	(35.10) 1.382
13	(30.48±.13) 1.200±.005	(33.58) 1.322	(37.64) 1.482
14	(33.02±.13) 1.300±.005	(36.12) 1.422	(40.18) 1.582
15	(35.56±.13) 1.400±.005	(38.66) 1.522	(42.72) 1.682
16	(38.10±.15) 1.500±.006	(41.20) 1.622	(45.26) 1.782
17	(40.64±.15) 1.600±.006	(43.74) 1.722	(47.80) 1.882
18	(43.18±.15) 1.700±.006	(46.28) 1.822	(50.34) 1.982
19	45.72±.15) 1.800±.006	(48.82) 1.922	(52.88) 2.082
20	(48.26±.15) 1.900±.006	(51.36) 2.022	(55.42) 2.182
21	(50.80±.18) 2.000±.007	(53.90) 2.122	(57.96) 2.282
22	(53.34±.18) 2.100±.007	(56.44) 2.222	(60.50) 2.382
23	(55.88±.18) 2.200±.007	(58.98) 2.322	(63.04) 2.482
24	(58.42±.18) 2.300±.007	(61.52) 2.422	(65.58) 2.582
25	(60.96±.20) 2.400±.008	(64.06) 2.522	(68.12) 2.682
26	(63.50±.20) 2.500±.008	(66.60) 2.622	(70.66) 2.782
27	(66.04±.20) 2.600±.008	(69.14) 2.722	(73.20) 2.882
28	(68.58±.20) 2.700±.008	(71.68) 2.822	(75.74) 2.982
29	(71.12±.23) 2.800±.009	(74.22) 2.922	(78.28) 3.082
30	(73.66±.23) 2.900±.009	(76.76) 3.022	(80.82) 3.182
31	(76.20±.23) 3.000±.009	(79.30) 3.122	(83.36) 3.282
32	(78.74±.23) 3.100±.009	(81.84) 3.222	(85.90) 3.382
33	(81.28±.25) 3.200±.010	(84.38) 3.322	(88.44) 3.482
34	(83.82±.25) 3.300±.010	(86.92) 3.422	(90.98) 3.582
35	(86.36±.25) 3.400±.010	(89.46) 3.522	(93.52) 3.682
36	(88.90±.25) 3.500±.010	(92.00) 3.622	(96.06) 3.782
37	(91.44±.28) 3.600±.011	(94.54) 3.722	(98.60) 3.882
38	(93.98±.28) 3.700±.011	(97.08) 3.822	(101.14) 3.982
39	(96.52±.28) 3.800±.011	(99.62) 3.922	(103.68) 4.082
40	(99.06±.28) 3.900±.011	(102.16) 4.022	(106.22) 4.182

2695-NR

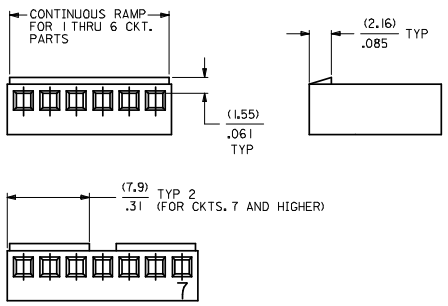

2695-NRP

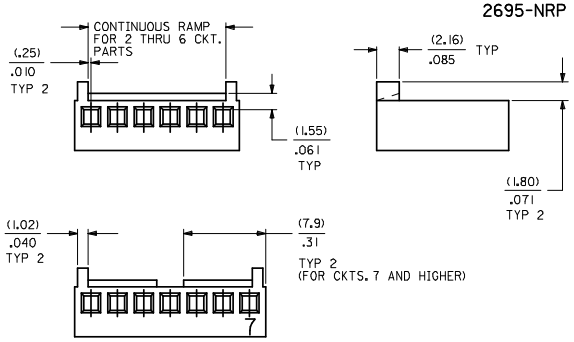

2695-NE

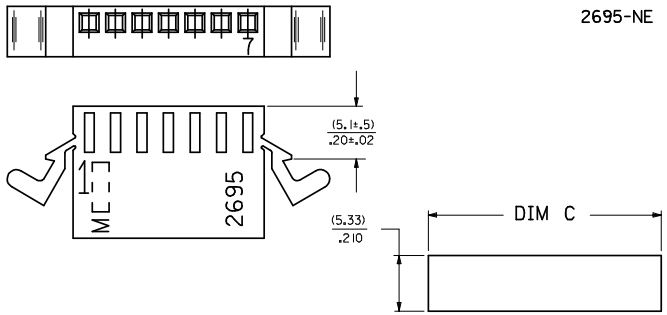

RECOMMENDED PANEL OPENING
(1.57)/.062 THICK

2695-NC*

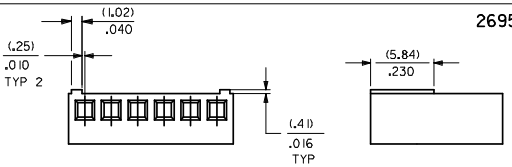

2695 - N * *
- NO. OF CIRCUITS
- VOID LOCATION SEE CHART

OPTION CODE

	MOUNTING EARS	RAMP	POLARIZING RIBS	DYED	MAT'L	RETENTION PEG
BLANK	NO	NO	NO	NO	NOTE 1.A	NO
E	YES	NO	NO	NO	NOTE 1.A	NO
R	NO	YES	NO	NO	NOTE 1.A	NO
RP	NO	YES	YES	NO	NOTE 1.A	NO
RPD	NO	YES	YES	YES	NOTE 1.A	NO
C	NO	NO	NO	NO	NOTE 1.A	YES
RP-BK	NO	YES	YES	NO	NOTE 1.B	NO

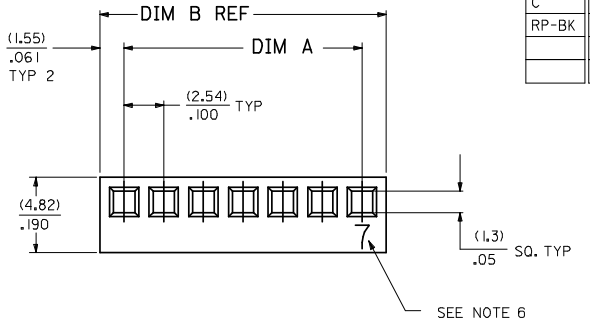

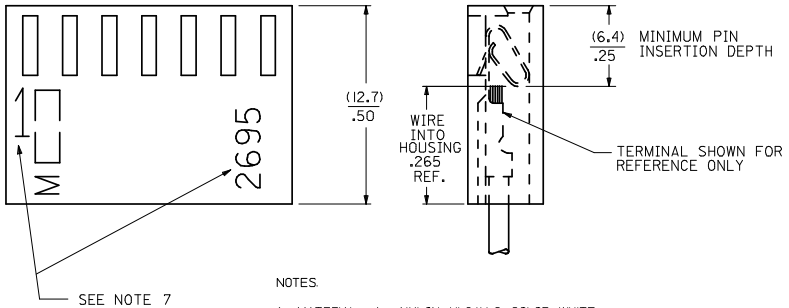

NOTES:

1. MATERIAL: A - NYLON, UL94V-0, COLOR: WHITE
   B - NYLON, UL94V-0, COLOR: BLACK
2. FINISH: SEE TERMINAL DRAWING
3. THIS HOUSING CONFORMS TO MOLEX PRODUCT SPECIFICATION PS-10-07.
4. PACKAGING: N/A
5. HOUSING TO BE USED WITH CRIMP TYPE TERMINAL NUMBER 2759, 22-30 GAUGE WIRE WITH (1.57)/.062 DIAMETER MAXIMUM WIRE INSULATION.
6. LAST CIRCUIT NUMBER TO BE DESIGNATED ON 7 CKTS. AND HIGHER, EXCEPT WHEN "MX" APPEARS.
7. CIRCUIT NUMBER "1" AND ENGINEERING NUMBER TO APPEAR ON PARTS 3 CKTS. AND HIGHER.

REV	DESCRIPTION
3	AM3
2	AM3
1	AM4
SHT.	REV.

REVISE CAVITY BOX
ECC NO: UCP2008-2953 2008/06/24
DRWN:C.STEWART 2008/07/01
CHKD:FSMITHROEMER 2008/07/01
APPR:F.SMITH 2008/07/02
AM4

QUALITY SYMBOLS
▼=0
▽=0

GENERAL TOLERANCES (UNLESS SPECIFIED)

	mm	INCH
4 PLACES	± ---	± ---
3 PLACES	± ---	± .005
2 PLACES	± 0.13	± .01
1 PLACE	± 0.25	± ---
ANGULAR ±1/2°		

DRAFT WHERE APPLICABLE MUST REMAIN WITHIN DIMENSIONS

DIMENSION STYLE: MM/IN
SCALE: ---
DESIGN UNITS: INCH
THIRD ANGLE PROJECTION

DRAWN BY: PEREZ-ARGUET DATE: 1988/02/25
CHECKED BY: PATEL DATE: 1988/02/25
APPROVED BY: LENZ DATE: 1988/02/25

TITLE: (2.54)/.100 HOUSING FOR KK CRIMP TYPE TERMINALS 2695 SERIES DRAWING

MOLEX INCORPORATED

MATERIAL NO.: SEE CHART
DOCUMENT NO.: SD-2695
SHEET NO.: 1 OF 3

SIZE: D

THIS DRAWING CONTAINS INFORMATION THAT IS PROPRIETARY TO MOLEX INCORPORATED AND SHOULD NOT BE USED WITHOUT WRITTEN PERMISSION

2695-N

PART NO.	ENG NO.	VOID
22-01-2011	2695-1	
22-01-2021	2695-2	
22-01-2031	2695-3	
22-01-2041	2695-4	
22-01-2051	2695-5	
22-01-2061	2695-6	
22-01-2071	2695-7	
22-01-2081	2695-8	
22-01-2091	2695-9	
22-01-2101	2695-10	
22-01-2111	2695-11	
22-01-2121	2695-12	
22-01-2131	2695-13	
22-01-2141	2695-14	
22-01-2151	2695-15	
22-01-2161	2695-16	
22-01-2171	2695-17	
22-01-2181	2695-18	
22-01-2191	2695-19	
22-01-2201	2695-20	
22-01-2211	2695-21	
22-01-2221	2695-22	
22-01-2231	2695-23	
22-01-2241	2695-24	
22-01-2251	2695-25	
22-01-2261	2695-26	
22-01-2271	2695-27	
22-01-2281	2695-28	
22-01-2291	2695-29	
	2695-30	
	2695-31	
	2695-32	
22-01-2331	2695-33	
	2695-34	
	2695-35	
	2695-36	
	2695-37	
	2695-38	
	2695-39	
	2695-40	

2695-NE

PART NO.	ENG NO.	VOID
	2695-1E	
22-01-2022	2695-2E	
22-01-2032	2695-3E	
	2695-4E	
	2695-5E	
	2695-6E	
22-01-2072	2695-7E	
	2695-8E	
	2695-9E	
	2695-10E	
	2695-11E	
	2695-12E	
	2695-13E	
	2695-14E	
	2695-15E	
	2695-16E	
	2695-17E	
	2695-18E	
	2695-19E	
	2695-20E	
	2695-21E	
	2695-22E	
	2695-23E	
	2695-24E	
	2695-25E	
	2695-26E	
	2695-27E	
	2695-28E	
	2695-29E	
	2695-30E	
	2695-31E	
	2695-32E	
	2695-33E	
	2695-34E	
	2695-35E	
	2695-36E	
	2695-37E	
	2695-38E	
	2695-39E	
	2695-40E	

2695-NR

PART NO.	ENG NO.	VOID
	2695-1R	
22-01-2027	2695-2R	
22-01-2037	2695-3R	
22-01-2047	2695-4R	
22-01-2057	2695-5R	
22-01-2067	2695-6R	
22-01-2077	2695-7R	
22-01-2087	2695-8R	
22-01-2097	2695-9R	
22-01-2107	2695-10R	
22-01-2117	2695-11R	
22-01-2127	2695-12R	
22-01-2137	2695-13R	
22-01-2147	2695-14R	
22-01-2157	2695-15R	
22-01-2167	2695-16R	
22-01-2177	2695-17R	
22-01-2187	2695-18R	
22-01-2197	2695-19R	
22-01-2207	2695-20R	
22-01-2217	2695-21R	
22-01-2227	2695-22R	
22-01-2237	2695-23R	
22-01-2247	2695-24R	
22-01-2257	2695-25R	
22-01-2267	2695-26R	
22-01-2277	2695-27R	
22-01-2287	2695-28R	
22-01-2297	2695-29R	
	2695-30R	
	2695-31R	
	2695-32R	
22-01-2337	2695-33R	
	2695-34R	
	2695-35R	
	2695-36R	
	2695-37R	
	2695-38R	
	2695-39R	
	2695-40R	
22-01-2062	2695-06R-5	5

2695-NRP

PART NO.	ENG NO.	VOID
N/A	2695-1RP	
22-01-3027	2695-2RP	
22-01-3037	2695-3RP	
22-01-3047	2695-4RP	
22-01-3057	2695-5RP	
22-01-3067	2695-6RP	
22-01-3077	2695-7RP	
22-01-3087	2695-8RP	
22-01-3097	2695-9RP	
22-01-3107	2695-10RP	
22-01-3117	2695-11RP	
22-01-3127	2695-12RP	
22-01-3137	2695-13RP	
22-01-3147	2695-14RP	
22-01-3157	2695-15RP	
22-01-3167	2695-16RP	
22-01-3177	2695-17RP	
22-01-3187	2695-18RP	
22-01-3197	2695-19RP	
22-01-3207	2695-20RP	
22-01-3217	2695-21RP	
22-01-3227	2695-22RP	
22-01-3237	2695-23RP	
22-01-3247	2695-24RP	
22-01-3257	2695-25RP	
22-01-3267	2695-26RP	
22-01-3277	2695-27RP	
22-01-3287	2695-28RP	
	2695-29RP	
	2695-30RP	
	2695-31RP	
	2695-32RP	
	2695-33RP	
	2695-34RP	
	2695-35RP	
	2695-36RP	
	2695-37RP	
	2695-38RP	
	2695-39RP	
	2695-40RP	
22-01-5102	2695-10RP-2	2
22-01-5044	2695-4RP-3	3
22-01-5103	2695-10RP-5	5
22-01-5111	2695-11RP-5	5
22-01-5104	2695-10RP-9	9

2695-NRPD

PART NO.	ENG NO.	VOID
N/A	2695-1RPD	
	2695-2RPD	
	2695-3RPD	
	2695-4RPD	
22-32-2051	2695-5RPD	
	2695-6RPD	
	2695-7RPD	
	2695-8RPD	
	2695-9RPD	
22-32-2101	2695-10RPD	
	2695-11RPD	
	2695-12RPD	
	2695-13RPD	
	2695-14RPD	
	2695-15RPD	
	2695-16RPD	
	2695-17RPD	
	2695-18RPD	
	2695-19RPD	
	2695-20RPD	
	2695-21RPD	
	2695-22RPD	
	2695-23RPD	
	2695-24RPD	
	2695-25RPD	
	2695-26RPD	
	2695-27RPD	
	2695-28RPD	
	2695-29RPD	
	2695-30RPD	
	2695-31RPD	
	2695-32RPD	
	2695-33RPD	
	2695-34RPD	
	2695-35RPD	
	2695-36RPD	
	2695-37RPD	
	2695-38RPD	
	2695-39RPD	
	2695-40RPD	

2695-NRP-BK

PART NO.	ENG NO.	VOID
50-29-1557	2695-2RP-BK	
50-29-1558	2695-3RP-BK	
50-29-1559	2695-4RP-BK	
50-29-1560	2695-5RP-BK	
50-29-1561	2695-6RP-BK	
50-29-1562	2695-7RP-BK	
50-29-1563	2695-8RP-BK	
50-29-1564	2695-9RP-BK	
50-29-1565	2695-10RP-BK	
50-29-1566	2695-11RP-BK	
50-29-1567	2695-12RP-BK	
50-29-1568	2695-13RP-BK	
50-29-1569	2695-14RP-BK	
50-29-1570	2695-15RP-BK	
50-29-1571	2695-16RP-BK	
50-29-1572	2695-17RP-BK	
50-29-1573	2695-18RP-BK	
50-29-1574	2695-19RP-BK	
50-29-1575	2695-20RP-BK	
50-29-1576	2695-21RP-BK	
50-29-1577	2695-22RP-BK	
50-29-1578	2695-23RP-BK	
50-29-1579	2695-24RP-BK	
50-29-1580	2695-25RP-BK	
50-29-1581	2695-26RP-BK	
50-29-1582	2695-27RP-BK	
50-29-1583	2695-28RP-BK	

ADD P/N 22-01-2032 2005/11/01
ECC NO: UCP2006-1024 2005/11/02
DRWN:AEDERR CHKD:LSCHMIDT APPR:FSMITH 2005/11/02
AM3

REV | DESCRIPTION

QUALITY SYMBOLS
▼=0
▽=0

GENERAL TOLERANCES (UNLESS SPECIFIED)

	mm	INCH
4 PLACES	± ---	± ---
3 PLACES	± ---	± ---
2 PLACES	± ---	± ---
1 PLACE	± ---	± ---

ANGULAR ±1/2°

DRAFT WHERE APPLICABLE MUST REMAIN WITHIN DIMENSIONS

DIMENSION STYLE: MM/IN
SCALE: ---
DESIGN UNITS: INCH
THIRD ANGLE PROJECTION

DRAWN BY: PEREZ-ARGUET DATE: 1988/02/25
CHECKED BY: PATEL DATE: 1988/02/25
APPROVED BY: LENZ DATE: 1988/02/25

TITLE: (2.54)/.100 HOUSING FOR KK CRIMP TYPE TERMINALS 2695 SERIES DRAWING

MOLEX INCORPORATED

MATERIAL NO.: SEE CHART
DOCUMENT NO.: SD-2695
SHEET NO.: 2 OF 3

SIZE: D

THIS DRAWING CONTAINS INFORMATION THAT IS PROPRIETARY TO MOLEX INCORPORATED AND SHOULD NOT BE USED WITHOUT WRITTEN PERMISSION

2695-NC*

PART NO.	ENG. NO.	VOIDS
N/A	2695-1C	
	2695-2C	
	2695-3C	
	2695-4C	
	2695-5C	
	2695-6C	
	2695-7C	
	2695-8C	
	2695-9C	
	2695-10C	
	2695-11C	
	2695-12C	
	2695-13C	
	2695-14C	
	2695-15C	
	2695-16C	
	2695-17C	
	2695-18C	
	2695-19C	
	2695-20C	
	2695-21C	
	2695-22C	
	2695-23C	
	2695-24C	
	2695-25C	
	2695-26C	
	2695-27C	
	2695-28C	
	2695-29C	
	2695-30C	
	2695-31C	
	2695-32C	
	2695-33C	
	2695-34C	
	2695-35C	
	2695-36C	
	2695-37C	
	2695-38C	
	2695-39C	
	2695-40C	

PART NO.	ENG. NO.	VOIDS

PART NO.	ENG. NO.	VOIDS

PART NO.	ENG. NO.	VOIDS

PART NO.	ENG. NO.	VOIDS

PART NO.	ENG. NO.	VOIDS

UPDATE TITLE BLOCK
ECC NO: UCP2006-1024 2005/11/01
DRWN:AADERR 2005/11/02
CHKD:LSCHMIDT
APPR:FSMITH 2005/11/02
REV: AM3
DESCRIPTION

QUALITY SYMBOLS
▼=0
▽=0

GENERAL TOLERANCES (UNLESS SPECIFIED)

	mm	INCH
4 PLACES	± ---	± ---
3 PLACES	± ---	± ---
2 PLACES	± ---	± ---
1 PLACE	± ---	± ---

ANGULAR ±1/2°

DRAFT WHERE APPLICABLE MUST REMAIN WITHIN DIMENSIONS

DIMENSION STYLE: MM/IN
SCALE: ---
DESIGN UNITS: INCH
THIRD ANGLE PROJECTION

DRAWN BY	DATE
SAMIEC	1989/10/30
CHECKED BY	DATE
PATEL	1989/10/30
APPROVED BY	DATE
LENZ	1989/10/30

TITLE: (2.54)/.100 HOUSING FOR KK CRIMP TYPE TERMINALS 2695 SERIES DRAWING

MOLEX INCORPORATED

MATERIAL NO.: SEE CHART
DOCUMENT NO.: SD-2695
SHEET NO.: 3 OF 3
SIZE: D

THIS DRAWING CONTAINS INFORMATION THAT IS PROPRIETARY TO MOLEX INCORPORATED AND SHOULD NOT BE USED WITHOUT WRITTEN PERMISSION