molex
one company > a world of innovation

This document was generated on 04/14/2010

PLEASE CHECK WWW.MOLEX.COM FOR LATEST PART INFORMATION

Part Number: 0009484159
Status: Active
Description: 3.96mm (.156") Pitch KK® PC Board Connector, Bottom Entry, Polyester Connector, 5.0µm (200µ") Tin (Sn), 15 Circuits

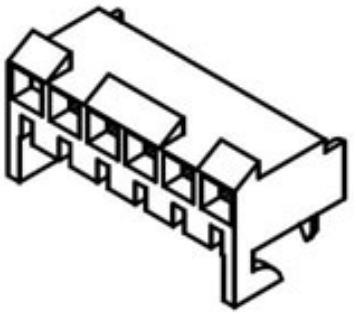

Series image - Reference only

Documents:

3D Model
Drawing (PDF)
Product Specification PS-08-50 (PDF)
RoHS Certificate of Compliance (PDF)

Agency Certification

CSA	LR19980
UL	E29179

General

Product Family	PCB Receptacles
Series	41815
Application	Board-to-Board
Product Name	KK®

Physical

Circuits (Loaded)	15
Color - Resin	Natural
Flammability	94V-0
Glow-Wire Compliant	No
Lock to Mating Part	Yes
Material - Metal	Phosphor Bronze
Material - Plating Mating	Tin
Material - Plating Termination	Tin
Material - Resin	Polyester
Number of Rows	1
Orientation	Bottom Entry
PC Tail Length (in)	0.125 In
PC Tail Length (mm)	3.18 mm
PCB Locator	No
PCB Retention	None
PCB Thickness Recommended (in)	0.062 In
PCB Thickness Recommended (mm)	1.60 mm
Packaging Type	Bag
Pitch - Mating Interface (in)	0.156 In
Pitch - Mating Interface (mm)	3.96 mm
Plating min: Mating (µin)	200
Plating min: Mating (µm)	5.00
Plating min: Termination (µin)	200
Plating min: Termination (µm)	5.00
Polarized to PCB	No
Temperature Range - Operating	0°C to +75°C
Termination Interface: Style	Through Hole

Electrical

Current - Maximum per Contact	5A
Voltage - Maximum	250V

Solder Process Data

Duration at Max. Process Temperature (seconds)	5
Lead-free Process Capability	Wave Capable (TH only)
Max. Cycles at Max. Process Temperature	1
Process Temperature max. C	235

EU RoHS
ELV and RoHS Compliant
REACH SVHC
Not Reviewed
Halogen-Free Status
Not Reviewed

China RoHS

Need more information on product environmental compliance?

Email productcompliance@molex.com
For a multiple part number RoHS Certificate of Compliance, click here

Please visit the Contact Us section for any non-product compliance questions.

Search Parts in this Series
41815Series

Material Info

Old Part Number	A-41815-0043

Reference - Drawing Numbers

Product Specification	PS-08-50
Sales Drawing	SDA-41815

This document was generated on 04/14/2010

PLEASE CHECK WWW.MOLEX.COM FOR LATEST PART INFORMATION

41815

ASSEMBLY PROCEDURE A
HOUSING: 41815-N-AN-** (WITH RAMP)
HOUSING: 41815-N-DN-** (WITHOUT RAMP)

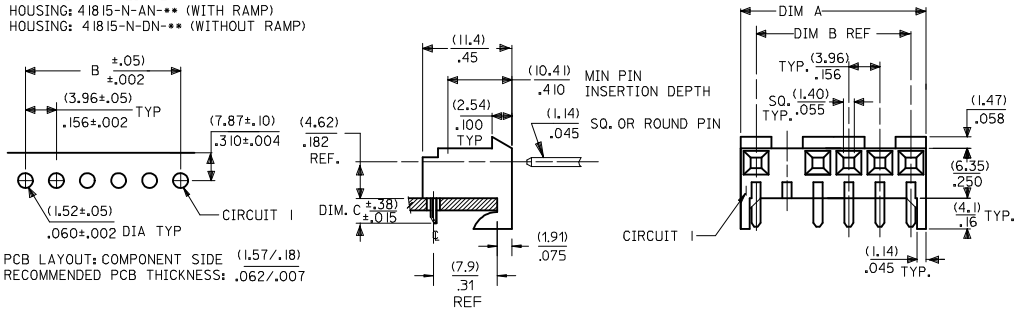

PCB LAYOUT: COMPONENT SIDE (1.57/.18)
RECOMMENDED PCB THICKNESS: .062/.007

ASSEMBLY PROCEDURE B
HOUSING: 41815-N-AN-** (WITH RAMP)
HOUSING: 41815-N-DN-** (WITHOUT RAMP)

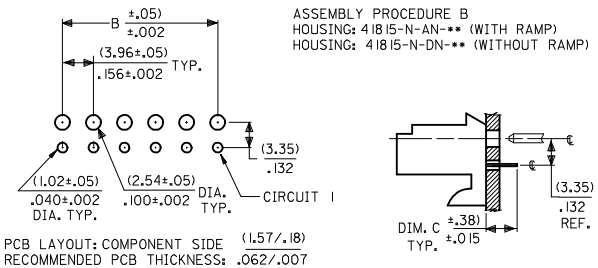

PCB LAYOUT: COMPONENT SIDE (1.57/.18)
RECOMMENDED PCB THICKNESS: .062/.007

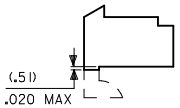

HOOKS REMOVED OPTION

ASSEMBLY PROCEDURE C
HOUSING: 41815-N-AN-** (WITH RAMP)
HOUSING: 41815-N-DN-** (WITHOUT RAMP)

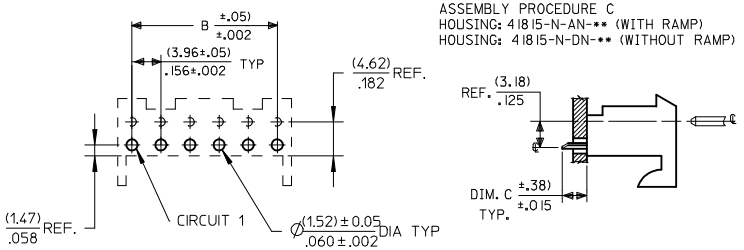

PCB LAYOUT: COMPONENT SIDE (1.57/.18)
RECOMMENDED PCB THICKNESS: .062/.007

DIM. B	DIM. A	NO. OF CKTS
(3.96) .156	(7.82±.25) .308±.010	2
(7.92) .312	(11.79±.25) .464±.010	3
(11.89) .468	(15.75±.25) .620±.010	4
(15.85) .624	(19.71±.25) .776±.010	5
(19.81) .780	(23.67±.25) .932±.010	6
(23.77) .936	(27.64±.30) 1.088±.012	7
(27.74) 1.092	(31.60±.25) 1.244±.012	8
(31.70) 1.248	(35.56±.30) 1.400±.012	9
(35.66) 1.404	(39.52±.30) 1.556±.012	10
(39.62) 1.560	(43.48±.30) 1.712±.012	11
(43.59) 1.716	(47.45±.30) 1.868±.012	12
(47.55) 1.872	(51.41±.30) 2.024±.012	13
(51.51) 2.028	(55.37±.36) 2.180±.014	14
(55.47) 2.184	(59.33±.36) 2.336±.014	15

NOTES:
1. MATERIAL: HOUSING: POLYESTER, 94V-0 COLOR: NATURAL (WHITE)
2. FINISH:
   - (102) OVERALL TIN: 0.00508/.000200 MIN OVER 0.00254/.000100 MIN COPPER.
   - (208) SELECT GOLD: 0.00038/.000015 MIN,
     * SELECT TIN: 0.00254/.000100 MIN,
     OVERALL NICKEL UNDERPLATE: 0.00127/.000050 MIN.
   - (228) SELECT GOLD: 0.00076/.000030 MIN,
     * SELECT TIN: 0.00254/.000100 MIN,
     OVERALL NICKEL UNDERPLATE: 0.00127/.000050 MIN.
   - (505) OVERALL GOLD: 0.00127/.000050 MIN OVER 0.00127/.000050 MIN NICKEL.
   - (909) OVERALL TIN: 0.00254/.000100 MIN.

*THE PRIMARY SHIPPING CARTON WILL BE LABELED "COMPLIANT TO RoHS DIRECTIVE 2002/95/EC AND ELV ANNEX II OF DIRECTIVE 2002/53/EC". CARTONS WITHOUT THIS LABEL MAY CONTAIN PRODUCT WITH TIN-LEAD PLATING.

3. PRODUCT SPECIFICATION: PS-08-50
4. PACKAGING: SEE CHARTS
5. FOR TOP ENTRY AND RIGHT ANGLE ASSEMBLIES WITH LOWER INSERTION FORCE USE SINGLE BEAM CONTACT. (TERMINAL NO. 4244)
6. SOLDERABILITY: WHEN PARTS ARE SOLDERED AT A TEMPERATURE OF 230°C OR 446°F FOR 5 SECONDS EACH SOLDERED SURFACE SHALL BE A MINIMUM OF 95% COVERED WITH A SMOOTH CONTINUOUS ADHERENT COATING. FOR ADDITIONAL INFORMATION SEE ES-152.
7. PARTS ARE STACKABLE END TO END ON (3.96)/.156 ℄
8. THIS PART CONFORMS TO CLASS B REQUIREMENTS OF COSMETIC SPEC PS-45499-002.

REV	DESCRIPTION	
AM	ADD .31 REF EC NO: UCP2009085080 DRWN:KSAMIEC CHKD: APPR: JCOMERCI	2009/01/27 2009/01/27 2009/01/27

QUALITY SYMBOLS
▼=0
▽=0

GENERAL TOLERANCES (UNLESS SPECIFIED)

	mm	INCH
4 PLACES	± ---	± ---
3 PLACES	± ---	± .010
2 PLACES	± ---	± .015
1 PLACE	± ---	± ---
ANGULAR ±1/2°		

DRAFT WHERE APPLICABLE MUST REMAIN WITHIN DIMENSIONS

DIMENSION STYLE: MM/IN
SCALE:
DESIGN UNITS: INCH
THIRD ANGLE PROJECTION

		DATE
DRAWN BY	SAMIEC	01/28/87
CHECKED BY	SAMIEC	01/28/87
APPROVED BY	LENZ	01/28/87

TITLE: KK 156 HOUSING PCB 41815 SERIES

MOLEX INCORPORATED

MATERIAL NO.: SEE CHART
DOCUMENT NO.: SDA-41815
SHEET NO.: 1 OF 11
SIZE: B

THIS DRAWING CONTAINS INFORMATION THAT IS PROPRIETARY TO MOLEX INCORPORATED AND SHOULD NOT BE USED WITHOUT WRITTEN PERMISSION

KK 156 PCB ASSY 2-15 CKT

41815 SERIES

	Assy. Proc:	RIGHT ANGLE		Assy. Proc:	RIGHT ANGLE		Assy. Proc:	BOTTOM ENTRY		Assy. Proc:	BOTTOM ENTRY
	Housing No:	41815-N-AN		Housing No:	41815-N-AN		Housing No:	41815-N-AN		Housing No:	41815-N-AN
	Options	WITH RAMP		Options	WITH RAMP		Options	WITH RAMP		Options	WITH RAMP
	Terminal No:	2144-BA-A1AA-102B		Terminal No:	2144-BA-A1AA-208B		Terminal No:	6298-1-102		Terminal No:	6298-1-208
	Term Matl:	PHOS BRONZE		Term Matl:	PHOS BRONZE		Term Matl:	PHOS BRONZE		Term Matl:	PHOS BRONZE
	Plating:	102 TIN		Plating:	208 – 15 GOLD		Plating:	102 – TIN		Plating:	208 – 15 GOLD
	Dim C:	(3.68) / .145		Dim C:	(3.68) / .145		Dim C:	(3.18)/. 125		Dim C:	(3.18)/. 125
	Voids:	NONE		Voids:	NONE		Voids:	NONE		Voids:	NONE
	Hooks Cut:	NO		Hooks Cut:	NO		Hooks Cut:	NO		Hooks Cut:	NO
	Packaging:	PK-41815-001 TRAY		Packaging:	PK-41815-001 TRAY		Packaging:	PK-41815-001 TRAY		Packaging:	PK-41815-001 TRAY
Ckts	Material No	Engineer Number		Material No	Engineer Number		Material No	Engineer Number		Material No	Engineer Number
2	09-48-1024	A-41815-0002		09-48-5024	A-41815-0016		09-48-4029	A-41815-0030		09-48-5026	A-41815-0044
3	09-48-1034	A-41815-0003		09-48-5034	A-41815-0017		09-48-4039	A-41815-0031		09-48-5036	A-41815-0045
4	09-48-1044	A-41815-0004		09-48-5044	A-41815-0018		09-48-4049	A-41815-0032		09-48-5046	A-41815-0046
5	09-48-1054	A-41815-0005		09-48-5054	A-41815-0019		09-48-4059	A-41815-0033		09-48-5056	A-41815-0047
6	09-48-1064	A-41815-0006		09-48-5064	A-41815-0020		09-48-4069	A-41815-0034		09-48-5066	A-41815-0048
7	09-48-1074	A-41815-0007		09-48-5074	A-41815-0021		09-48-4079	A-41815-0035		09-48-5076	A-41815-0049
8	09-48-1084	A-41815-0008		09-48-5084	A-41815-0022		09-48-4089	A-41815-0036		09-48-5086	A-41815-0050
9	09-48-1094	A-41815-0009		09-48-5094	A-41815-0023		09-48-4099	A-41815-0037		09-48-5096	A-41815-0051
10	09-48-1104	A-41815-0010		09-48-5104	A-41815-0024		09-48-4109	A-41815-0038		09-48-5106	A-41815-0052
11	09-48-1114	A-41815-0011		09-48-5114	A-41815-0025		09-48-4119	A-41815-0039		09-48-5116	A-41815-0053
12	09-48-1124	A-41815-0012		09-48-5124	A-41815-0026		09-48-4129	A-41815-0040		09-48-5126	A-41815-0054
13	09-48-1134	A-41815-0013		09-48-5134	A-41815-0027		09-48-4139	A-41815-0041		09-48-5136	A-41815-0055
14	09-48-1144	A-41815-0014		09-48-5144	A-41815-0028		09-48-4149	A-41815-0042		09-48-5146	A-41815-0056
15	09-48-1154	A-41815-0015		09-48-5154	A-41815-0029		09-48-4159	A-41815-0043		09-48-5156	A-41815-0057

REV:	ECR/ECN INFORMATION:		TITLE:	SHEET No.
AL6	EC NO.	**UCP2009-0167**	KK 156 HOUSING ASSY PCB 41815 SERIES DWG	**- 2 -**
	DATE:	**10/30/2008**		

DOCUMENT NUMBER:	CREATED / REVISED BY:	CHECKED BY:	APPROVED BY:
SDA-41815	**MKIPPER**	**JBELL**	**FSMITH**

KK 156 PCB ASSY 2-15 CKT

41815 SERIES

Assy. Proc:	TOP ENTRY
Housing No:	41815-N-AN
Options	WITH RAMP
Terminal No:	2144-BA-A1AA-102B
Term Matl:	PHOS BRONZE
Plating:	102 – TIN
Dim C:	(3.05) / .120
Voids:	NONE
Hooks Cut:	NO
Packaging:	PK-41815-001 TRAY

Assy. Proc:	TOP ENTRY
Housing No:	41815-N-AN
Options	WITH RAMP
Terminal No:	2144-BA-A1AA-208B
Term Matl:	PHOS BRONZE
Plating:	208 – 15 GOLD
Dim C:	(3.05) / .120
Voids:	NONE
Hooks Cut:	NO
Packaging:	PK-41815-001 TRAY

Ckts	Material No	Engineer Number	Material No	Engineer Number
2	09-48-4028	A-41815-0058	09-48-5025	A-41815-0072
3	09-48-4038	A-41815-0059	09-48-5035	A-41815-0073
4	09-48-4048	A-41815-0060	09-48-5045	A-41815-0074
5	09-48-4058	A-41815-0061	09-48-5055	A-41815-0075
6	09-48-4068	A-41815-0062	09-48-5065	A-41815-0076
7	09-48-4078	A-41815-0063	09-48-5075	A-41815-0077
8	09-48-4088	A-41815-0064	09-48-5085	A-41815-0078
9	09-48-4098	A-41815-0065	09-48-5095	A-41815-0079
10	09-48-4108	A-41815-0066	09-48-5105	A-41815-0080
11	09-48-4118	A-41815-0067	09-48-5115	A-41815-0081
12	09-48-4128	A-41815-0068	09-48-5125	A-41815-0082
13	09-48-4138	A-41815-0069	09-48-5135	A-41815-0083
14	09-48-4148	A-41815-0070	09-48-5145	A-41815-0084
15	09-48-4158	A-41815-0071	09-48-5155	A-41815-0085

REV:	ECR/ECN INFORMATION:		TITLE:	SHEET No.
AL6	EC NO.	**UCP2009-0167**	KK 156 HOUSING ASSY PCB 41815 SERIES DWG	**- 3 -**
	DATE:	**10/30/2008**		

DOCUMENT NUMBER:	CREATED / REVISED BY:	CHECKED BY:	APPROVED BY:
SDA-41815	**MKIPPER**	**JBELL**	**FSMITH**

KK 156 PCB ASSY 2-15 CKT

41815 SERIES

	Assy. Proc:	BOTTOM ENTRY	Assy. Proc:	TOP ENTRY	Assy. Proc:	RIGHT ANGLE	Assy. Proc:	BOTTOM ENTRY
	Housing No:	41815-N-AN	Housing No:	41815-N-AN	Housing No:	41815-N-AN	Housing No:	41815-N-AN
	Options	WITH RAMP	Options	WITH RAMP	Options	WITH RAMP	Options	WITH RAMP
	Terminal No:	2188-1-P909	Terminal No:	2144-AA-A1AA-P909B	Terminal No:	2144-AA-A1AA-122B	Terminal No:	2188-1-102
	Term Matl:	BRASS	Term Matl:	BRASS	Term Matl:	BRASS	Term Matl:	BRASS
	Plating:	P909 – TIN	Plating:	P909 – TIN	Plating:	122 – TIN	Plating:	102 – TIN
	Dim C:	(3.18) / .125	Dim C:	(3.05) / .120	Dim C:	(3.68) / .145	Dim C:	(3.18) / .125
	Voids:	NONE	Voids:	NONE	Voids:	NONE	Voids:	NONE
	Hooks Cut:	NO	Hooks Cut:	YES	Hooks Cut:	NO	Hooks Cut:	NO
	Packaging:	PK-41815-001 TRAY	Packaging:	PK-41815-001 TRAY	Packaging:	PK-41815-001 TRAY	Packaging:	PK-41815-001 TRAY

Ckts	Material No	Engineer Number	Material No	Engineer Number	Material No	Engineer Number	Material No	Engineer Number
2	09-48-2022	A-41815-0100	09-48-2025	A-41815-0114	41815-0128	A-41815-0128	09-48-4022	A-41815-0142
3	09-48-2032	A-41815-0101	09-48-2035	A-41815-0115	41815-0129	A-41815-0129	09-48-4032	A-41815-0143
4	09-48-2042	A-41815-0102	09-48-2045	A-41815-0116	41815-0130	A-41815-0130	09-48-4042	A-41815-0144
5	09-48-2052	A-41815-0103	09-48-2055	A-41815-0117	41815-0131	A-41815-0131	09-48-4052	A-41815-0145
6	09-48-2062	A-41815-0104	09-48-2065	A-41815-0118	41815-0132	A-41815-0132	09-48-4062	A-41815-0146
7	09-48-2072	A-41815-0105	09-48-2075	A-41815-0119	41815-0133	A-41815-0133	09-48-4072	A-41815-0147
8	09-48-2082	A-41815-0106	09-48-2085	A-41815-0120	41815-0134	A-41815-0134	09-48-4082	A-41815-0148
9	09-48-2092	A-41815-0107	09-48-2095	A-41815-0121	41815-0135	A-41815-0135	09-48-4092	A-41815-0149
10	09-48-2102	A-41815-0108	09-48-2105	A-41815-0122	41815-0136	A-41815-0136	09-48-4102	A-41815-0150
11	09-48-2112	A-41815-0109	09-48-2115	A-41815-0123	41815-0137	A-41815-0137	09-48-4112	A-41815-0151
12	09-48-2122	A-41815-0110	09-48-2125	A-41815-0124	09-48-1122	A-41815-0138	09-48-4122	A-41815-0152
13	09-48-2132	A-41815-0111	09-48-2135	A-41815-0125	41815-0139	A-41815-0139	09-48-4132	A-41815-0153
14	09-48-2142	A-41815-0112	09-48-2145	A-41815-0126	41815-0140	A-41815-0140	09-48-4142	A-41815-0154
15	09-48-2152	A-41815-0113	09-48-2155	A-41815-0127	41815-0141	A-41815-0141	09-48-4152	A-41815-0155

REV:	ECR/ECN INFORMATION:		TITLE:	SHEET No.
AL6	EC NO.	**UCP2009-0167**	KK 156 HOUSING ASSY PCB 41815 SERIES DWG	**- 4 -**
	DATE:	**10/30/2008**		

DOCUMENT NUMBER:	CREATED / REVISED BY:	CHECKED BY:	APPROVED BY:
SDA-41815	**MKIPPER**	**JBELL**	**FSMITH**

KK 156 PCB ASSY 2-15 CKT

41815 SERIES

	Assy. Proc:		Assy. Proc:	BOTTOM ENTRY	Assy. Proc:	BOTTOM ENTRY	Assy. Proc:	RIGHT ANGLE	
	Housing No:		Housing No:	41815-N-AN	Housing No:	41815-N-AN	Housing No:	41815-N-AN	
	Options		Options	WITH RAMP	Options	WITH RAMP	Options	WITH RAMP	
	Terminal No:		Terminal No:	6298-1-102	Terminal No:	2188-1-228	Terminal No:	2144-AA-A1AA-P909B	
	Term Matl:		Term Matl:	PHOS BRONZE	Term Matl:	BRASS	Term Matl:	BRASS	
	Plating:		Plating:	102 – TIN	Plating:	228 – GOLD	Plating:	P909 – TIN	
	Dim C:		Dim C:	(4.60) / .160	Dim C:	(3.18) / .125	Dim C:	(3.68) / .145	
	Voids:		Voids:	NONE	Voids:	NONE	Voids:	NONE	
	Hooks Cut:		Hooks Cut:	NO	Hooks Cut:	NO	Hooks Cut:	NO	
	Packaging:		Packaging:	PK-41815-001 TRAY	Packaging:	PK-41815-001 TRAY	Packaging:	PK-41815-001 TRAY	
Ckts	Material No	Engineer Number	Material No	Engineer Number	Material No	Engineer Number	Material No	Engineer Number	
2			09-48-4021	A-41815-0170	41815-0184	A-41815-0184	09-48-2021	A-41815-0198	
3			09-48-4031	A-41815-0171	09-48-5030	A-41815-0185	09-48-2031	A-41815-0199	
4			09-48-4041	A-41815-0172	09-48-5040	A-41815-0186	09-48-2041	A-41815-0200	
5			09-48-4051	A-41815-0173	09-48-5050	A-41815-0187	09-48-2051	A-41815-0201	
6			09-48-4061	A-41815-0174	41815-0188	A-41815-0188	09-48-2061	A-41815-0202	
7			09-48-4071	A-41815-0175	41815-0189	A-41815-0189	09-48-2071	A-41815-0203	
8			09-48-4081	A-41815-0176	09-48-5090	A-41815-0190	09-48-2081	A-41815-0204	
9			09-48-4091	A-41815-0177	41815-0191	A-41815-0191	09-48-2091	A-41815-0205	
10			09-48-4101	A-41815-0178	09-48-5100	A-41815-0192	09-48-2101	A-41815-0206	
11			09-48-4111	A-41815-0179	41815-0193	A-41815-0193	09-48-2111	A-41815-0207	
12			09-48-4121	A-41815-0180	41815-0194	A-41815-0194	09-48-2121	A-41815-0208	
13			09-48-4131	A-41815-0181	41815-0195	A-41815-0195	09-48-2131	A-41815-0209	
14			09-48-4141	A-41815-0182	41815-0196	A-41815-0196	09-48-2141	A-41815-0210	
15			09-48-4151	A-41815-0183	41815-0197	A-41815-0197	09-48-2151	A-41815-0211	

REV:	ECR/ECN INFORMATION:		TITLE:	SHEET No.
AL6	EC NO.	**UCP2009-0167**	KK 156 HOUSING ASSY PCB 41815 SERIES DWG	**- 5 -**
	DATE:	**10/30/2008**		

DOCUMENT NUMBER:	CREATED / REVISED BY:	CHECKED BY:	APPROVED BY:
SDA-41815	**MKIPPER**	**JBELL**	**FSMITH**

KK 156 PCB ASSY 2-15 CKT

41815 SERIES

	Assy. Proc:	RIGHT ANGLE	Assy. Proc:	BOTTOM ENTRY	Assy. Proc:	RIGHT ANGLE	Assy. Proc:	TOP ENTRY
	Housing No:	41815-N-AN	Housing No:	41815-N-DN	Housing No:	41815-N-AN	Housing No:	41815-N-DN
	Options	WITH RAMP	Options	NO RAMPS	Options	WITH RAMP	Options	NO RAMPS
	Terminal No:	2144-AA-A1AA-228B	Terminal No:	2188-P909	Terminal No:	2144-AA-A1AA-505B	Terminal No:	2144-AA-A1AA-P909B
	Term Matl:	BRASS	Term Matl:	BRASS	Term Matl:	BRASS	Term Matl:	BRASS
	Plating:	228 – GOLD	Plating:	P909 – TIN	Plating:	505 – GOLD	Plating:	P909 – TIN
	Dim C:	(3.68) / .145	Dim C:	(4.06) / .160	Dim C:	(3.68) / .145	Dim C:	(3.05) / .120
	Voids:	NONE	Voids:	NONE	Voids:	NONE	Voids:	NONE
	Hooks Cut:	NO	Hooks Cut:	YES	Hooks Cut:	NO	Hooks Cut:	NO
	Packaging:	PK-41815-001 TRAY	Packaging:	PK-41815-001 TRAY	Packaging:	PK-41815-001 TRAY	Packaging:	PK-41815-001 TRAY

Ckts	Material No	Engineer Number	Material No	Engineer Number	Material No	Engineer Number	Material No	Engineer Number
2	09-48-5023	A-41815-0313	41815-0327	A-41815-0327	41815-0341	A-41815-0341	41815-0355	A-41815-0355
3	09-48-5033	A-41815-0314	41815-0328	A-41815-0328	09-48-3037	A-41815-0342	41815-0356	A-41815-0356
4	09-48-5043	A-41815-0315	41815-0329	A-41815-0329	41815-0343	A-41815-0343	09-48-2047	A-41815-0357
5	09-48-5053	A-41815-0316	09-48-2056	A-41815-0330	41815-0344	A-41815-0344	41815-0358	A-41815-0358
6	09-48-5063	A-41815-0317	41815-0331	A-41815-0331	41815-0345	A-41815-0345	41815-0359	A-41815-0359
7	09-48-5073	A-41815-0318	41815-0332	A-41815-0332	41815-0346	A-41815-0346	41815-0360	A-41815-0360
8	09-48-5083	A-41815-0319	09-48-2086	A-41815-0333	41815-0347	A-41815-0347	41815-0361	A-41815-0361
9	09-48-5093	A-41815-0320	41815-0334	A-41815-0334	41815-0348	A-41815-0348	41815-0362	A-41815-0362
10	09-48-5103	A-41815-0321	09-48-2106	A-41815-0335	41815-0349	A-41815-0349	09-48-2107	A-41815-0363
11	09-48-5113	A-41815-0322	41815-0336	A-41815-0336	41815-0350	A-41815-0350	41815-0364	A-41815-0364
12	09-48-5123	A-41815-0323	41815-0337	A-41815-0337	41815-0351	A-41815-0351	41815-0365	A-41815-0365
13	09-48-5133	A-41815-0324	41815-0338	A-41815-0338	41815-0352	A-41815-0352	41815-0366	A-41815-0366
14	09-48-5143	A-41815-0325	41815-0339	A-41815-0339	41815-0353	A-41815-0353	41815-0367	A-41815-0367
15	09-48-5153	A-41815-0326	41815-0340	A-41815-0340	41815-0354	A-41815-0354	41815-0368	A-41815-0368

REV:	ECR/ECN INFORMATION:		TITLE:	SHEET No.
AL6	EC NO.	**UCP2009-0167**	KK 156 HOUSING ASSY PCB 41815 SERIES DWG	**- 6 -**
	DATE:	**10/30/2008**		

DOCUMENT NUMBER:	CREATED / REVISED BY:	CHECKED BY:	APPROVED BY:
SDA-41815	**MKIPPER**	**JBELL**	**FSMITH**

KK 156 PCB ASSY 2-15 CKT

41815 SERIES

	Assy. Proc:	RIGHT ANGLE		Assy. Proc:	BOTTOM ENTRY		Assy. Proc:	RIGHT ANGLE		Assy. Proc:	BOTTOM ENTRY
	Housing No:	41815-N-AN		Housing No:	41815-N-AN		Housing No:	41815-N-AN		Housing No:	41815-N-AN
	Options	WITH RAMP		Options	WITH RAMP		Options	WITH RAMP		Options	WITH RAMP
	Terminal No:	4244-A-102A		Terminal No:	2188-1-122		Terminal No:	2144-AA-A1AA-208B		Terminal No:	2188-1-208
	Term Matl:	PHOS BRONZE		Term Matl:	BRASS		Term Matl:	BRASS		Term Matl:	BRASS
	Plating:	102 – TIN		Plating:	TIN – 122		Plating:	208 – 15 GOLD		Plating:	208 – 15 GOLD
	Dim C:	(3.68) / .145		Dim C:	(3.18) / .125		Dim C:	(3.68) / .145		Dim C:	(3.18) / .125
	Voids:	NONE		Voids:	NONE		Voids:	NONE		Voids:	NONE
	Hooks Cut:	NO		Hooks Cut:	NO		Hooks Cut:	NO		Hooks Cut:	NO
	Packaging:	PK-41815-001 TRAY		Packaging:	PK-41815-001 TRAY		Packaging:	PK-41815-001 TRAY		Packaging:	PK-41815-001 TRAY
Ckts	Material No	Engineer Number		Material No	Engineer Number		Material No	Engineer Number		Material No	Engineer Number
2	09-48-1023	A-41815-0369		09-48-4025	A-41815-0383		09-48-3025	A-41815-0425		09-48-3024	A-41815-0439
3	09-48-1033	A-41815-0370		09-48-4035	A-41815-0384		09-48-3035	A-41815-0426		09-48-3034	A-41815-0440
4	09-48-1043	A-41815-0371		09-48-4045	A-41815-0385		09-48-3045	A-41815-0427		09-48-3044	A-41815-0441
5	09-48-1053	A-41815-0372		09-48-4055	A-41815-0386		09-48-3055	A-41815-0428		09-48-3054	A-41815-0442
6	09-48-1063	A-41815-0373		09-48-4065	A-41815-0387		09-48-3065	A-41815-0429		09-48-3064	A-41815-0443
7	09-48-1073	A-41815-0374		09-48-4075	A-41815-0388		09-48-3075	A-41815-0430		09-48-3074	A-41815-0444
8	09-48-1083	A-41815-0375		09-48-4085	A-41815-0389		09-48-3085	A-41815-0431		09-48-3084	A-41815-0445
9	09-48-1093	A-41815-0376		09-48-4095	A-41815-0390		09-48-3095	A-41815-0432		09-48-3094	A-41815-0446
10	09-48-1103	A-41815-0377		09-48-4105	A-41815-0391		09-48-3105	A-41815-0433		09-48-3104	A-41815-0447
11	09-48-1113	A-41815-0378		09-48-4115	A-41815-0392		09-48-3115	A-41815-0434		09-48-3114	A-41815-0448
12	09-48-1123	A-41815-0379		09-48-4125	A-41815-0393		09-48-3125	A-41815-0435		09-48-3124	A-41815-0449
13	09-48-1133	A-41815-0380		09-48-4135	A-41815-0394		09-48-3135	A-41815-0436		09-48-3134	A-41815-0450
14	09-48-1143	A-41815-0381		09-48-4145	A-41815-0395		09-48-3145	A-41815-0437		09-48-3144	A-41815-0451
15	09-48-1153	A-41815-0382		09-48-4155	A-41815-0396		09-48-3155	A-41815-0438		09-48-3154	A-41815-0452

REV:	ECR/ECN INFORMATION:		TITLE:	SHEET No.
AL6	EC NO.	**UCP2009-0167**	KK 156 HOUSING ASSY PCB 41815 SERIES DWG	**- 7 -**
	DATE:	**10/30/2008**		

DOCUMENT NUMBER:	CREATED / REVISED BY:	CHECKED BY:	APPROVED BY:
SDA-41815	**MKIPPER**	**JBELL**	**FSMITH**

KK 156 PCB ASSY 2-15 CKT

41815 SERIES

	Assy. Proc:	TOP ENTRY		Assy. Proc:	TOP ENTRY		Assy. Proc:	RIGHT ANGLE		Assy. Proc:	BOTTOM ENTRY
	Housing No:	41815-N-AN		Housing No:	41815-N-AN		Housing No:	41815-N-AN		Housing No:	41815-N-AN
	Options	WITH RAMP		Options	WITH RAMP		Options	WITH RAMP		Options	WITH RAMP
	Terminal No:	2144-AA-A1AA-P909B		Terminal No:	2144-AA-A1AA-208B		Terminal No:	2144-BA-A1AA-P909B		Terminal No:	6298-1-P909
	Term Matl:	BRASS		Term Matl:	BRASS		Term Matl:	PHOS BRONZE		Term Matl:	PHOS BRONZE
	Plating:	P909 – TIN		Plating:	208 – 15 GOLD		Plating:	P909 – TIN		Plating:	P909 – TIN
	Dim C:	(3.05) / .120		Dim C:	(3.05) / .120		Dim C:	(3.68) / .145		Dim C:	(3.18) / .125
	Voids:	NONE		Voids:	NONE		Voids:	NONE		Voids:	NONE
	Hooks Cut:	NO		Hooks Cut:	NO		Hooks Cut:	NO		Hooks Cut:	NO
	Packaging:	PK-41815-001 TRAY		Packaging:	PK-41815-001 TRAY		Packaging:	PK-41815-001 TRAY		Packaging:	PK-41815-001 TRAY

Ckts	Material No	Engineer Number	Material No	Engineer Number	Material No	Engineer Number	Material No	Engineer Number
2	09-48-2023	A-41815-0453	09-48-3026	A-41815-0467	09-48-2020	A-41815-0481	09-48-2029	A-41815-0495
3	09-48-2033	A-41815-0454	09-48-3036	A-41815-0468	09-48-2030	A-41815-0482	09-48-2039	A-41815-0496
4	09-48-2043	A-41815-0455	09-48-3046	A-41815-0469	09-48-2040	A-41815-0483	09-48-2049	A-41815-0497
5	09-48-2053	A-41815-0456	09-48-3056	A-41815-0470	09-48-2050	A-41815-0484	09-48-2059	A-41815-0498
6	09-48-2063	A-41815-0457	09-48-3066	A-41815-0471	09-48-2060	A-41815-0485	09-48-2069	A-41815-0499
7	09-48-2073	A-41815-0458	09-48-3076	A-41815-0472	09-48-2070	A-41815-0486	09-48-2079	A-41815-0500
8	09-48-2083	A-41815-0459	09-48-3086	A-41815-0473	09-48-2080	A-41815-0487	09-48-2089	A-41815-0501
9	09-48-2093	A-41815-0460	09-48-3096	A-41815-0474	09-48-2090	A-41815-0488	09-48-2099	A-41815-0502
10	09-48-2103	A-41815-0461	09-48-3106	A-41815-0475	09-48-2100	A-41815-0489	09-48-2109	A-41815-0503
11	09-48-2113	A-41815-0462	09-48-3116	A-41815-0476	09-48-2110	A-41815-0490	09-48-2119	A-41815-0504
12	09-48-2123	A-41815-0463	09-48-3126	A-41815-0477	09-48-2120	A-41815-0491	09-48-2129	A-41815-0505
13	09-48-2133	A-41815-0464	09-48-3136	A-41815-0478	09-48-2130	A-41815-0492	09-48-2139	A-41815-0506
14	09-48-2143	A-41815-0465	09-48-3146	A-41815-0479	09-48-2140	A-41815-0493	09-48-2149	A-41815-0507
15	09-48-2153	A-41815-0466	09-48-3156	A-41815-0480	09-48-2150	A-41815-0494	09-48-2159	A-41815-0508

REV:	ECR/ECN INFORMATION:		TITLE:	SHEET No.
AL6	EC NO.	**UCP2009-0167**	KK 156 HOUSING ASSY PCB 41815 SERIES DWG	**- 8 -**
	DATE:	**10/30/2008**		

DOCUMENT NUMBER:	CREATED / REVISED BY:	CHECKED BY:	APPROVED BY:
SDA-41815	**MKIPPER**	**JBELL**	**FSMITH**

KK 156 PCB ASSY 2-15 CKT

41815 SERIES

	Assy. Proc:	TOP ENTRY		Assy. Proc:	TOP ENTRY		Assy. Proc:	TOP ENTRY		Assy. Proc:	BOTTOM ENTRY
	Housing No:	41815-N-AN		Housing No:	41815-N-AN		Housing No:	41815-N-AN		Housing No:	41815-N-AN
	Options	WITH RAMP		Options	WITH RAMP		Options	WITH RAMP		Options	WITH RAMP
	Terminal No:	2144-BA-A1AA-P909B		Terminal No:	2144-BA-A1AA-102B		Terminal No:	2144-BA-A1AA-208B		Terminal No:	2188-1-208
	Term Matl:	PHOS BRONZE		Term Matl:	PHOS BRONZE		Term Matl:	PHOS BRONZE		Term Matl:	BRASS
	Plating:	P909 – TIN		Plating:	102 – TIN		Plating:	208 – 15 GOLD		Plating:	208 – 15 GOLD
	Dim C:	(3.05) / .120		Dim C:	(3.05) / .120		Dim C:	(3.05) / .120		Dim C:	(3.18) / .125
	Voids:	NONE		Voids:	NONE		Voids:	NONE		Voids:	TERMINAL VOID 2
	Hooks Cut:	NO		Hooks Cut:	YES		Hooks Cut:	YES		Hooks Cut:	NO
	Packaging:	PK-41815-001 TRAY		Packaging:	PK-41815-001 TRAY		Packaging:	PK-41815-001 TRAY		Packaging:	PK-41815-001 TRAY
Ckts	Material No	Engineer Number		Material No	Engineer Number		Material No	Engineer Number		Material No	Engineer Number
2	09-48-2028	A-41815-0509		09-48-5028	A-41815-0523		09-48-1025	A-41815-0537			
3	09-48-2038	A-41815-0510		09-48-5038	A-41815-0524		09-48-1035	A-41815-0538		41815-0551	41815-0551
4	09-48-2048	A-41815-0511		09-48-5048	A-41815-0525		09-48-1045	A-41815-0539		41815-0552	41815-0552
5	09-48-2058	A-41815-0512		09-48-5058	A-41815-0526		09-48-1055	A-41815-0540		41815-0553	41815-0553
6	09-48-2068	A-41815-0513		09-48-5068	A-41815-0527		09-48-1065	A-41815-0541		41815-0554	41815-0554
7	09-48-2078	A-41815-0514		09-48-5078	A-41815-0528		09-48-1075	A-41815-0542		41815-0555	41815-0555
8	09-48-2088	A-41815-0515		09-48-5088	A-41815-0529		09-48-1085	A-41815-0543		41815-0556	41815-0556
9	09-48-2098	A-41815-0516		09-48-5098	A-41815-0530		09-48-1095	A-41815-0544		41815-0557	41815-0557
10	09-48-2108	A-41815-0517		09-48-5108	A-41815-0531		09-48-1105	A-41815-0545		41815-0558	41815-0558
11	09-48-2118	A-41815-0518		09-48-5118	A-41815-0532		09-48-1115	A-41815-0546		41815-0559	41815-0559
12	09-48-2128	A-41815-0519		09-48-5128	A-41815-0533		09-48-1125	A-41815-0547		41815-0560	41815-0560
13	09-48-2138	A-41815-0520		09-48-5138	A-41815-0534		09-48-1135	A-41815-0548		41815-0561	41815-0561
14	09-48-2148	A-41815-0521		09-48-5148	A-41815-0535		09-48-1145	A-41815-0549		41815-0562	41815-0562
15	09-48-2158	A-41815-0522		09-48-5158	A-41815-0536		09-48-1155	A-41815-0550		41815-0563	41815-0563

REV:	ECR/ECN INFORMATION:		TITLE:	SHEET No.
AL6	EC NO.	**UCP2009-0167**	KK 156 HOUSING ASSY PCB 41815 SERIES DWG	**- 9 -**
	DATE:	**10/30/2008**		

DOCUMENT NUMBER:	CREATED / REVISED BY:	CHECKED BY:	APPROVED BY:
SDA-41815	**MKIPPER**	**JBELL**	**FSMITH**

KK 156 PCB ASSY 2-15 CKT

41815 SERIES

Assy. Proc:	BOTTOM ENTRY	Assy. Proc:	BOTTOM ENTRY	Assy. Proc:	RIGHT ANGLE	Assy. Proc:	TOP ENTRY
Housing No:	41815-N-DN	Housing No:	41815-N-DN	Housing No:	41815-N-A15-7	Housing No:	41815-N-DN
Options	WITHOUT RAMPS	Options	WITHOUT RAMPS	Options	WITH RAMP	Options	WITHOUT RAMP
Terminal No:	6298-1-102	Terminal No:	6298-1-102	Terminal No:	2144-BA-A1AA-102B	Terminal No:	2144-BA-A1AA-102B
Term Matl:	PHOS BRONZE	Term Matl:	PHOS BRONZE	Term Matl:	PHOS BRONZE	Term Matl:	PHOS BRONZE
Plating:	102	Plating:	102	Plating:	102 TIN	Plating:	102 TIN
Dim C:	3.18 / .125	Dim C:	3.18 / .125	Dim C:	(3.68) / .145	Dim C:	(3.05)/.120
Voids:	NONE	Voids:	TERMINAL VOID 2	Voids:	TERMINAL VOID 7	Voids:	NONE
Hooks Cut:	NO	Hooks Cut:	NO	Hooks Cut:	NO	Hooks Cut:	YES
Packaging:	PK-41815-001 TRAY	Packaging:	PK-41815-001 TRAY	Packaging:	PK-41815-001 TRAY	Packaging:	PK-41815-001 TRAY

Ckts	Material No	Engineer Number	Material No	Engineer Number	Material No	Engineer Number	Material No	Engineer Number
2	41815-0564	A-41815-0564					41815-0601	A-41815-0601
3	41815-0565	A-41815-0565	41815-0579	A-41815-0579			41815-0602	A-41815-0602
4	41815-0566	A-41815-0566	41815-0580	A-41815-0580				
5	41815-0567	A-41815-0567	41815-0581	A-41815-0581				
6	41815-0568	A-41815-0568	41815-0582	A-41815-0582			41815-0605	A-41815-0605
7	41815-0569	A-41815-0569	41815-0583	A-41815-0583				
8	41815-0570	A-41815-0570	41815-0584	A-41815-0584				
9	41815-0571	A-41815-0571	41815-0585	A-41815-0585				
10	41815-0572	A-41815-0572	41815-0586	A-41815-0586				
11	41815-0573	A-41815-0573	41815-0587	A-41815-0587				
12	41815-0574	A-41815-0574	41815-0588	A-41815-0588				
13	41815-0575	A-41815-0575	41815-0589	A-41815-0589				
14	41815-0576	A-41815-0576	41815-0590	A-41815-0590				
15	41815-0577	A-41815-0577	41815-0591	A-41815-0591	41815-0600	A-41815-0600		

REV:	ECR/ECN INFORMATION:		TITLE:	SHEET No.
AL6	EC NO.	**UCP2009-0167**	KK 156 HOUSING ASSY PCB 41815 SERIES DWG	**- 10 -**
	DATE:	**10/30/2008**		

DOCUMENT NUMBER:	CREATED / REVISED BY:	CHECKED BY:	APPROVED BY:
SDA-41815	**MKIPPER**	**JBELL**	**FSMITH**

KK 156 PCB ASSY 2-15 CKT

41815 SERIES

Assy. Proc:	RIGHT ANGLE
Housing No:	41815-N-DN
Options	WITHOUT RAMP
Terminal No:	2144-BA-A1AA-102B
Term Matl:	PHOS BRONZE
Plating:	102 TIN
Dim C:	(3.68) / .145
Voids:	NONE
Hooks Cut:	NO
Packaging:	PK-41815-001 TRAY

Assy. Proc:	TOP ENTRY
Housing No:	41815-N-DN
Options	WITHOUT RAMP
Terminal No:	2144-AA-A1AA-P909B
Term Matl:	BRASS
Plating:	P909 – TIN
Dim C:	(3.05) / .120
Voids:	NONE
Hooks Cut:	YES
Packaging:	PK-41815-001 TRAY

Ckts	Material No	Engineer Number	Material No	Engineer Number
2	41815-0630	A-41815-0630		
3	41815-0631	A-41815-0631		
4	41815-0632	A-41815-0632	41815-0646	A-41815-0646
5	41815-0633	A-41815-0633		
6	41815-0634	A-41815-0634		
7	41815-0635	A-41815-0635		
8	41815-0636	A-41815-0636		
9	41815-0637	A-41815-0637		
10	41815-0638	A-41815-0638		
11	41815-0639	A-41815-0639		
12	41815-0640	A-41815-0640		
13	41815-0641	A-41815-0641		
14	41815-0642	A-41815-0642		
15	41815-0643	A-41815-0643		

REV:	ECR/ECN INFORMATION:		TITLE:	SHEET No.
AL6	EC NO.	**UCP2009-0167**	KK 156 HOUSING ASSY PCB 41815 SERIES DWG	**- 11 -**
	DATE:	**10/30/2008**		

DOCUMENT NUMBER:	CREATED / REVISED BY:	CHECKED BY:	APPROVED BY:
SDA-41815	**MKIPPER**	**JBELL**	**FSMITH**